

Office of Teaching and Learning

Teacher Guide to Digital Citizenship

For All Grade Levels

What is Digital Citizenship?

- What is digital citizenship?
 - The norms of behavior regarding technology use ([USDOE](#))
 - The ability to navigate digital environments in a way that's safe and responsible, and to actively and respectfully engage in these spaces ([Canada's Centre for Digital and Media Literacy](#))

Why should I teach it?

- Students are becoming digital citizens often before they ever enter school.
- Once children are in school and even beyond school, technology is ever-present, and they need to know how to handle themselves in a digital space.
- Parents may be uncertain of how to support their students in digital citizenship because many of them were never taught.






When do I teach it?

- Most digital citizenship concepts can be taught right along with classroom procedures, expectations, and rules.
 - e.g., Teach media balance when you discuss your procedures for transitioning between iPad/laptop/computer lab time and pencil/paper activities.
- Make the most of teachable moments as they arise.
 - e.g., You ask your students to do some online research for an essay. Show them the parts of a website and how to assess the reliability of the content.
- The International Society for Technology in Education (ISTE) outlines digital citizenship into [five competencies](#) that can be integrated into classroom activities:
 - ISTE Competency: I am Respectful.
 - Talk about appropriate ways to respond to each other within discussion boards on your LMS (Google Classroom, Canvas, Blackboard, etc.) or other web-based discussion tools like [SeeSaw](#) and Padlet.
 - ISTE Competency: I am Informed.
 - Talk about using primary source documents vs. secondary sources.
 - Have students use Search Coach in Teams for research.
 - This tool acts as a search engine within Microsoft Teams and it rates the reliability of search results based on site, author, date, etc.
 - Relate citing evidence in essays (ex. "according to the author") to citing sources used in research and plagiarism.
 - ISTE Competency: Alert

- Talk about keeping passwords secure when logging into computers and required programs/sites.
- You can share mnemonic devices to help students remember passwords instead of writing them down. Also, remind them not to share their password with anyone.
- Explain and demonstrate how nothing online is truly private by having a student email you a phrase (specifically for this demo) then taking a screenshot of it and emailing it out to the class.
- ISTE Competency: Engaged
 - Talk about how scientists and historians publish their works online to help everyone learn.
 - Allow students to post how-to videos within a controlled environment (e.g., Flip, Canvas Studio, Google Classroom) to help their classmates learn.
- ISTE Competency: I am Balanced.
 - Technology-enhanced and unplugged (without technology) choices for completing assignments.
 - Ex. Write an essay by hand or type it.
 - Ex. Create a PowerPoint/Google Slides presentation or a poster with markers.
 - Ex. Do a gallery walk or have students comment in a [Padlet](#).
 - Ex. Allow students to check math with a partner or create how-to videos.

Resources for Additional Information

- Resources for Teachers
 - [CommonSense.org](#)
 - [Full curriculum overview](#)
 - [ISTE Student Standards](#)
 - [ISTE Student Digital Citizenship standards in action](#)
 - [9 Resources for Teaching Digital Citizenship article](#)
- Resources for Students

<p>Pre-made lessons:</p>	 <p>Pre-made Minecraft worlds included!</p>	<p>Be Internet Awesome</p> <p>Full curriculum with lessons and activities (all free)</p>	 <p>Videos and lessons sorted by grade level and topic.</p>
<p>Free online interactives and digital stories:</p>			 <p>Faux Paw the Techno Cat books and animated videos.</p>