




*EARLY CHILDHOOD
CONFERENCE 2024
SHAPING LOUISIANA'S FUTURE*



Using Child Assessment to Guide Learning and
Development



Purpose and Objectives

This session will provide an overview of assessment, its importance, evaluation steps, and the use of the Teaching Strategies GOLD® assessment tool.

Session Objectives:

- Define Child Assessment
- Understand Importance of Child Assessment
- Using SmartTeach™ for documentation
- Support for children's learning and development
- Use assessment results for improved teaching and learning.

Agenda

- Icebreaker
- Child Assessment Overview
- Understand Importance of Child Assessment
- Identify how to use child assessment to support learning and development
- Use SmartTeach™ for documentation
- Scenario Activity
- Techniques educators can use to guide learning and development
- References
- Session Closing/Q&A

Activity: Pair-Share

Pair and introduce yourself (name, role).

Share responses and thoughts with your partner:

- Which kinds of assessments are utilized at your center?
- What techniques already exist that support the direction of learning at your center?
- Have you found yourself attempting to improve the outcomes of a student's assessment results?





What is Child Assessment?

What is child assessment?

Childhood assessment is the process of collecting data on children, analyzing the data, and using the data to organize educational activities at a level the child can comprehend and learn from is known as child assessment.

Essentially childhood assessment is:

- An essential component of a high quality early childhood program.
- A systematic approach that makes it possible to comprehend a child's competencies.

Observation

Observing children during daily learning activities is an important aspect of the early childhood assessment processes.

- Educators keep a close eye on children's actions, interactions, and behaviors and record them. These observations offer insightful information about the physical, interpersonal skills, and cognitive development of a child.
- Educators should document what is seen during assessment observations.
- Educators should look for actions that can be identified in an objective or dimension
- Educators use learning activities to observe children's cognitive development as well their interpersonal skills



Importance of Child Assessment



The Importance of Child Assessment

Effective instruction and the development of young children in early childhood education are fundamentally based on assessment. It significantly influences young learners' educational experiences and has far-reaching effects on their achievement in the future. The following are all linked to the importance of assessment:

- Understanding each child's unique needs
- Personalize learning experiences
- Parental involvement and collaboration
- Early identification of developmental delays

Understanding Each Child's Unique Needs

Assessment in Education

- Helps educators understand individual child's strengths, limitations, and learning preferences.
- Enables educators to tailor learning to individual needs.
- Provides appropriate challenge and support.

Personalize Learning Experiences

"Creating Individualized Learning Experiences with Evaluation Data"

- Inspires and engages children.
- Produces meaningful learning results.
- Considers individual skills and interests of children.



Parental Involvement and Collaboration

Educator-Parent Collaboration

- Fosters active collaboration through assessment.
- Parents gain understanding of child's development and potential issues.
- Improves child's overall development and supports consistent learning environment.

Early Identification of Developmental Delays

Early Childhood Education Assessments

- Detect developmental delays.
- Address problems with timely interventions.
- Provide support services and specialized training.





Using SmartTeach™ for Curriculum Planning and Instruction Tracking

Utilizing assessment to guide curriculum planning and inform instruction through tracking over time.

Educators can utilize assessment to guide their curriculum planning and to inform instruction through tracking over time. Monitoring a child's development on an ongoing basis is part of assessment. Educators are able to monitor a child's development through formal assessments, documentation, and observations. This allows them to recognize the child's progress and adapt their teaching methods accordingly.

- Observations
- Documentation
- Lesson planning
- Building family relationships

Using SmartTeach™ in the classroom

When implementing SmartTeach™ in the classroom, below are three ways educators can be intentional in accessing children.

- **Quality Documentation:** Educators making intentional observations through use of note taking, pictures, video, etc.
- **Alignment:** Educators creating developmentally appropriate activities to spark the interests of children utilizing curriculum resources that align with the TS GOLD® objectives.
- **Checkpoints:** Educators using documentation to assess what level a child has reached by scoring the assessment based on the learning objectives.

What is Quality Documentation?

After educators have observed the child or children, SmartTeach™ is utilized to record the observations. The descriptions listed below will help educators produce high-quality documentation.

Documentation that:

- paints a clear picture of the moment
- is factual, leaving out opinions or feelings
- contains direct quotes
- is varied in type (detailed anecdotal notes, photographs, videos, snapshots of work, audio recordings, and checklists)
- can be tagged with at least three objectives and/or dimensions
- states/focuses on what the child can do, avoiding what they cannot do

Alignment of SmartTeach™ to Curriculum Activities

To ensure all child care centers are getting the most from the implementation of chosen Tier I curriculum(s) using SmartTeach™. Here are some best practices for alignment of activities using SmartTeach™ with Tier I curriculum(s):

- Create custom activities based off the data from all children in the classroom.
- Use the intentional teaching activities already created in TS GOLD® for developmentally appropriate activities.
- Use mighty minutes to help with teaching experiences using Tier I curriculum.

SmartTeach™ Checkpoint Completion

Three times a year, centers are required to complete SmartTeach™ checkpoints. All Networks monitor completion rates at the site and classroom levels.

This assessment is mandated through program assurances and included within Bulletin 140: Sites ensure all required information for classrooms containing children from birth to five years is entered in the GOLD® online system. Additionally, all child assessment results for publicly-funded infants, toddlers, and pre-K children must be entered and checkpoints finalized by October 31, February 28, and May 31.

Fall 2023 (October 31st)	Winter 2024 (February 28th)	Spring 2024 (May 31st)
80%	85%	90%



Child Assessment Support

Determining how child assessment can be used to support children's learning and development.

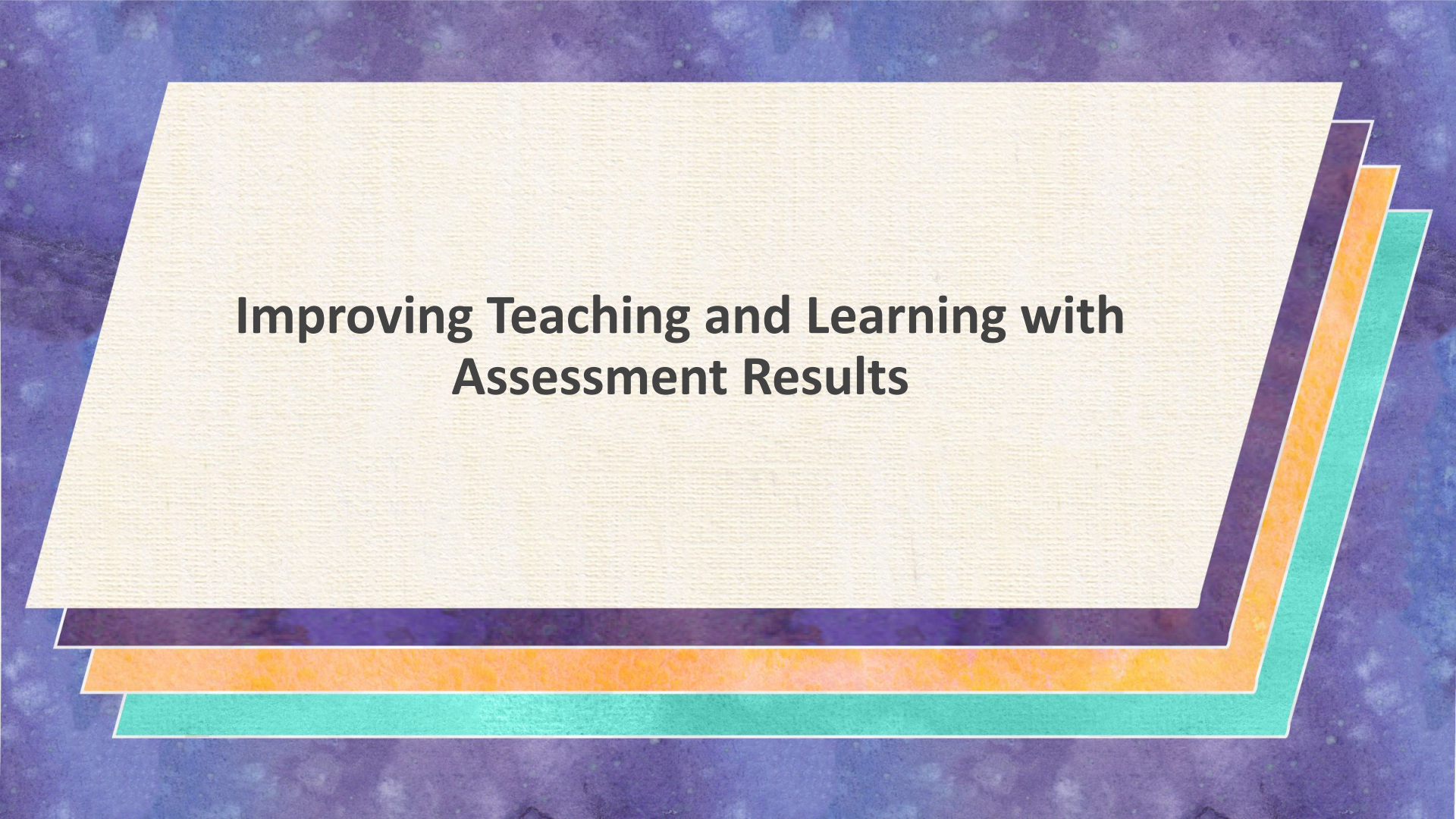
Early childhood education acknowledges that each child is different and that their growth takes a tailored course. In order to guarantee that children receive the proper support and direction, assessments are customized to each child's requirements, interests, and talents.

- Create group and individualized lesson plans that drive learning and development.
- Using assessment results to support the development and learning of children.
- Educators identify children who may need additional support and to see if the child will require an IFSP or IEP after evaluation.

Activity 2: Observation Scenario

Assessment Task (6-8 volunteers needed for observation scenario)

- While only observing the acting of a few volunteers in an Early Childhood classroom setting, write an observation choosing one or more children.
- Create a short activity to help guide learning using the observation from previous activity. Be ready to share with others your approach in creating this activity.



Improving Teaching and Learning with Assessment Results

"Creating Safe, Positive Learning Environment"

Children's interpersonal skills are most important at this period of life, so the assessment setting should support these areas while encouraging a love of learning. Here's how to provide a welcoming climate for assessments:

- 1. Build Trust and Relationships:** Build trustworthy relationships between children, parents, and instructors. Children who feel secure are more willing to participate freely in assessments.
Example: Teaching Strategies GOLD® has updated the family section to Family Engagement. This section will allow educators to communicate with added family members through messaging and emails. Educators can send family members updates on what their child is working on and resources they can use.
- 2. Foster a Growth Mindset:** Stress that mistakes are chances for learning to promote growth. Acknowledge effort, advancement, and tenacity.
Example: TSG® parent-teacher conferences can help with letting parents know where their child is and encourage them to assist at home.
- 3. Minimize Stress and Anxiety:** By creating a calm and encouraging atmosphere, you can lessen the tension and worry that come with assessments. Don't be punitive; instead, speak positively.



Child Assessment Techniques

One assessment technique alone may not provide a complete picture of a child's progress. Different evaluation techniques provide a more complete picture of a child's development and ability. Here's how to use several assessment methods to your advantage:

1. **Observations:** Keep a close eye on kids as they go about their daily lives. Their behavior, interpersonal relationships, and preferred methods of learning can all be understood through observations.
Example: TSG® allows documentation of observation per individual child along with referencing the domain the observation falls under.
2. **Portfolios:** Create portfolios to track a child's development and work over time. A child's growth and progress in a variety of areas are displayed in their portfolio.
Example: TSG® keeps children profiles as educators create them individually in a class folder where all documentation, notes, conferences etc.
3. **Checklists and Rubrics:** Make use of checklists and rubrics that correspond with particular developmental stages. These tools provide an organized method for evaluating abilities and actions.



Conclusion

Today we learned how to:



- Define Child Assessment
- Determine how child assessments can be used to support child development.
- Identify the processes educators may utilize to guide learning and development.
- Answer the question, “How can we use assessment results to improve teaching and learning?”



Questions

Closing

Early Childhood Assessment Importance

- Influences academic achievement of children.
- Provides insights for educators and parents.
- Enhances learning outcomes, supports tailored instruction.
- Encourages accountability in the educational system.
- Online curriculum and assessment development can improve early childhood education efficacy.
- Benefits teachers and students in K-12 education system.



Contact Information: Louisiana Department of Education Early Childhood Strategy

For questions or technical assistance, please reach out to ECAssessment@la.gov.






Thank you

References

The image features a dark blue, textured background. In the center, there is a large, light beige rectangle with a fine, woven texture. To the right of this rectangle, three overlapping, L-shaped bars extend from the bottom edge towards the right. The top bar is dark purple, the middle bar is orange, and the bottom bar is teal. Each bar has a thin white outline. The word "References" is centered within the beige rectangle in a bold, black, sans-serif font.

References

- Elam, E., & Peterson, G. (2022). ASSESSING CHILDREN'S DEVELOPMENT. Pressbooks. <https://pressbooks.nsc.ca/ece-observation/chapter/assessing-childrens-development/>
- Mata, D. (2017, September 19). What is Assessment in Early Childhood Education?. YouTube. <https://www.youtube.com/watch?v=e1E2EeNeHUQ>
- Smith, A. (2023, September 13). What is Assessment in Early Childhood Education?. *Acadecraft*. <https://www.acadecraft.com/blog/what-is-assessment-in-early-childhood-education/>
- Teaching Strategies GOLD®



EARLY CHILDHOOD
CONFERENCE 2024
SHAPING LOUISIANA'S FUTURE



LOUISIANA DEPARTMENT OF
EDUCATION