

LEAP CONNECT

Practice Test Reference Materials & Writing Stimuli

English Language Arts
Grade 4

Reference Materials and Writing Stimuli include required graphics that are to be presented to the student during the administration of LEAP Connect ELA Assessment. Refer to the *Directions for Test Administration* (DTA) for detailed instructions.

Session 1

“Butterfly Eyes” Answer Options (Items 1 – 6)

“A Railroad across America” Answer Options (Item 7)

Map 1, “Transcontinental Railroad” (Item 8)

A Railroad Across America” Answer Options (Item 8)

Chart 1, “Facts About the Transcontinental Railroad” (Items 9 –10)

A Railroad Across America” Answer Options (Items 9 –11)

“Who’s Hooting” Answer Options (Items 12 – 18)

Session 2

“New Discoveries” Answer Options (Item 19)

Diagram 1, “Prickly Pear Cactus” (Item 20)

“New Discoveries” Answer Options (Item 20)

Chart 2, “Pressing Plants” (Items 21 – 23)

“New Discoveries” Answer Options (Items 21 – 23)

Session 3

Answer Options (Items 24 – 27)

Writing Stimulus 1, “Max and His Cat” (Items 28 – 31)

Answer Options (Items 28 – 31)

Session 4


Writing Stimulus 2, “A Day at the Lake” (Cards 1a – 8a)

Session 1

Session 1 – Item 1 Answer Options



A. picking flowers

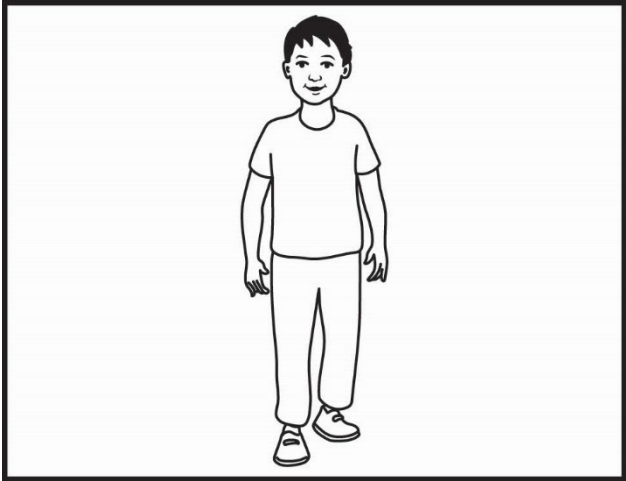


B. looking for butterflies

Session 1 – Item 2 Answer Options



A. Ava




B. Mario

Session 1 – Item 3 Answer Options




A. Ava




B. Wilda

Session 1 – Item 4 Answer Options

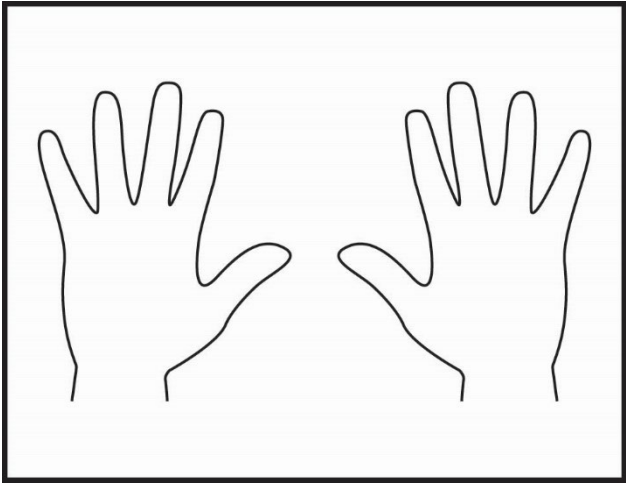


A. on a bush




B. in the grass

Session 1 – Item 5 Answer Options



A. hands




B. eyes

Session 1 – Item 6 Answer Options




A. listens to



B. looks for


Session 1 – Item 7 Answer Options



A. finding a better way to move west



B. building more towns for people



C. gathering needed supplies


Map 1, "Transcontinental Railroad" (Item 8)

Transcontinental Railroad



Key	
.....	Union Pacific
- - -	Central Pacific


Session 1 – Item 8 Answer Options



A. the speed of the train



B. the people on the train



C. the route of the train

Chart 1, "Facts About the Transcontinental Railroad" (Items 9 – 10)

Facts About the Transcontinental Railroad

- | |
|-------------------------------------|
| ● cost a lot of money |
| ● took over six years to build |
| ● crossed about 3,500 miles of land |

Session 1 – Item 9 Answer Options

A. It tells you who liked the railroad.

B. It tells you about building the railroad.

C. It tells you who built the railroad.


Session 1 – Item 10 Answer Options

A. Building the railroad was difficult.


B. Building the railroad was easy.

C. Building the railroad was fun.

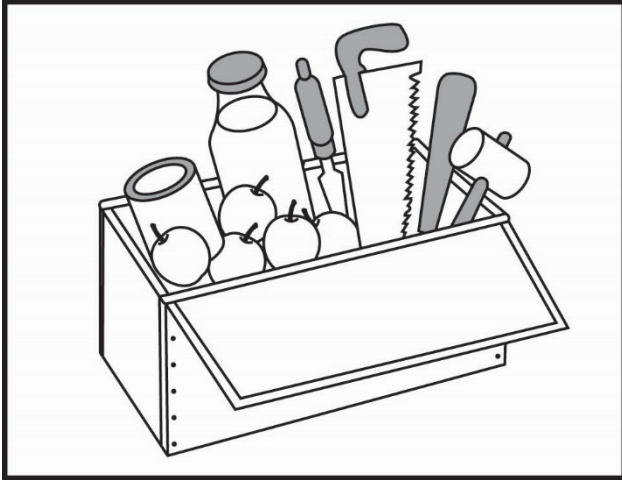
Session 1 – Item 11 Answer Options



A. strong horses



B. nice gifts



C. needed things

Session 1 – Item 12 Answer Options

A. valuing new experiences

B. growing up

C. playing outside

Session 1 – Item 13 Answer Options

- A. “It was almost four o’clock and Jack’s mom said to be home by then.”


- B. “The next day, Jack and Charlie had another fun afternoon.”

- C. “Jack smiled and was glad his mom understood.”

Session 1 – Item 14 Answer Options



A. He feels sad.



B. He feels excited.



C. He feels tired.

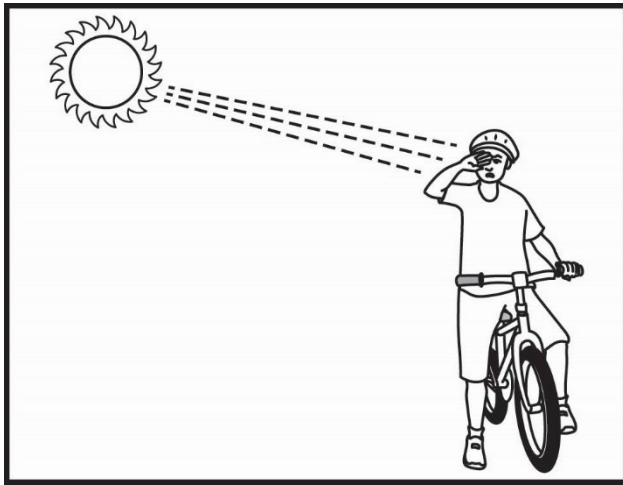
Session 1 – Item 15 Answer Options

- A. “Jack slowed down when he reached the corner by his house.”

- B. “Jack looked up into the trees, but he could not see anything.”

- C. “Jack told his mom all about the owl.”


Session 1 – Item 16 Answer Options



A. the sunshine



B. a storm




C. a sound


Session 1 – Item 17 Answer Options



A. at home



B. in a tree



C. on the street

Session 1 – Item 18 Answer Options

A. bright

B. smart

C. wonderful

Session 2


Session 2 – Item 19 Answer Options

- A. Lewis and Clark traveled by boat.

- B. Lewis and Clark saw about 200 plants.

- C. Lewis and Clark recorded information about new plants and animals.

Diagram 1, "Prickly Pear Cactus" (Item 20)







Session 2 – Item 20 Answer Options

A. on the roots

B. on the leaves

C. on the flowers

Chart 2, "Pressing Plants" (Items 21 – 23)

Pressing Plants			
<p>1. Place the plant in folded paper.</p> 	<p>2. Place the plant in a book and close.</p> 	<p>3. Place the plant in the sun to dry.</p> 	<p>4. Place the plant back on paper and book.</p> 

Session 2 – Item 21 Answer Options

A. how to press plants

B. where to find plants

C. when to save plants

Session 2 – Item 22 Answer Options

- A. They show the best place to press plants.

- B. They show what is needed to press plants.


- C. They show different books used to press plants.

Session 3 – Item 23 Answer Options


- A. Place the plant in folded paper.
- B. Place the plant in the sun to dry.
- C. Place the plant back on paper and book.

Session 3

Session 3 – Item 24 Answer Options

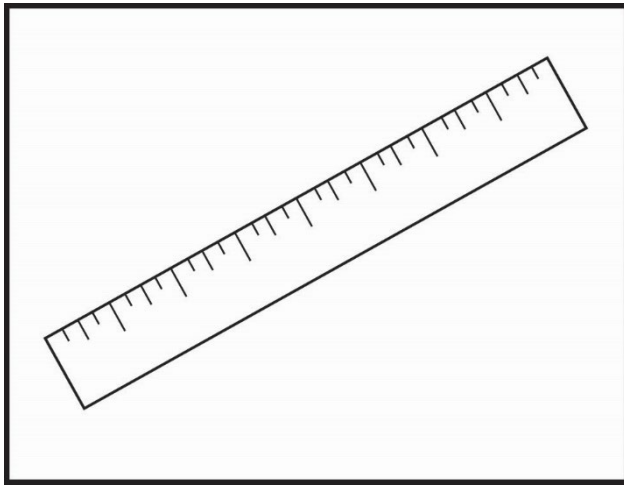


A. Clocks are different shapes and sizes.

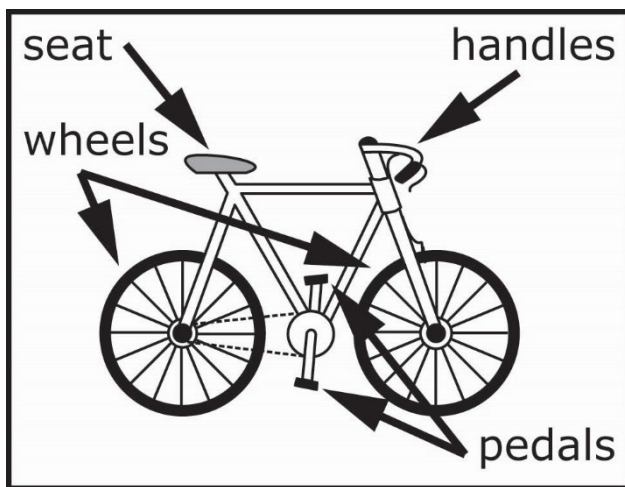


B. In conclusion, lakes are places where you can see and do different things.

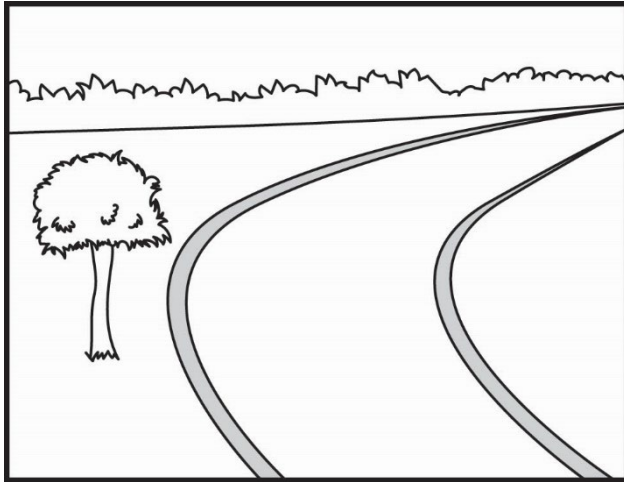
Session 3 – Item 25 Answer Options



A. a drawing of a ruler



B. a labeled diagram of a bicycle



C. a drawing of a bicycle path

Session 3 – Item 26 Answer Options

- A. Sylvia also plays piano.

- B. Sylvia runs fast during baseball.

- C. Sylvia spends most days playing sports.

Session 3 – Item 27 Answer Options

A. When to Buy Seeds

B. Where to Dig the Dirt

C. How to Grow a Garden

Writing Stimulus 1, “Max and His Cat”(Items 28-31)

Max and His Cat


Max has a pet cat.

Max sees his cat stuck in the tree.


Max helps his cat get down from the tree.

Max and his cat play outside and have fun.

Session 3 – Item 28 Answer Options

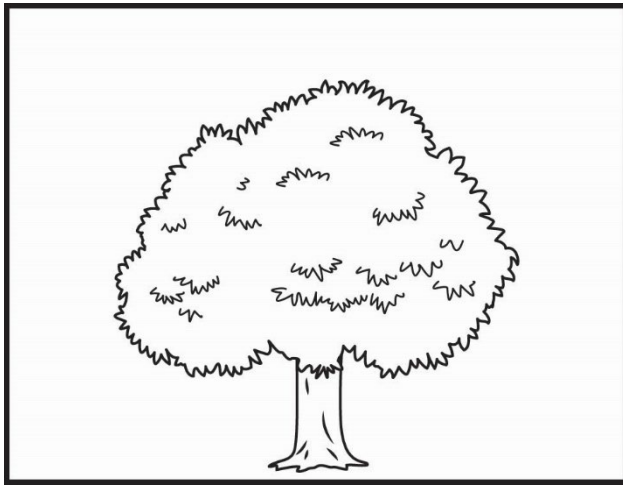


A. Max has a pet cat.




B. The pet food is in the kitchen.

Session 3 – Item 29 Answer Options




A. Trees have many leaves.




B. Max sees his cat stuck in the tree.

Session 3 – Item 30 Answer Options



A. Max reads his favorite book.




B. Max helps his cat get down from the tree

Session 3 – Item 31 Answer Options



A. Max and his cat play outside and have fun.



B. Max likes to paint and draw pictures of his cat in art class.

Session 4

Grade 4 Stimulus Materials List for Writing Stimulus 2: “A Day at the Lake”

Card 1a: A Day at the Lake

Card 2a: Four Illustrations of “A Day at the Lake”

Card 3a: Me

Card 4a: Blank character card

Card 5a: Blank place card

Card 6a: Capital letters, end punctuation, and complete sentences

Card 7a – 8a: Response Template

A Day at the Lake

One day, Ruby went to the lake with her family. She had fun at the lake.



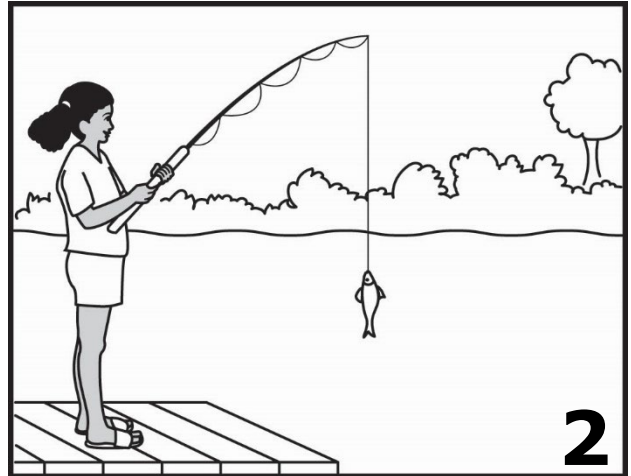
¹First, Ruby went swimming. She put on her swimsuit and life jacket. She ran to the lake and jumped in. The water was cold, but she had fun splashing in the water.

²Then, Ruby went fishing. She caught one tiny fish.

³Ruby laughed! The fish was as small as her hand.

⁴In the end, Ruby went home. She had fun on her visit to the lake.

A Day at the Lake Card 1a - **Must be securely destroyed after testing.**



A Day at the Lake Card 2a - **Must be securely destroyed after testing.**

Me

A Day at the Lake Card 3a - **Must be securely destroyed after testing**

A Day at the Lake Card 4a - **Must be securely destroyed after testing.**



A Day at the Lake Card 5a - **Must be securely destroyed after testing**



Card intentionally left blank

B b E e

. ! ?

Good writers use complete sentences.

Topic: A Day at the Lake

One day, _____ went to _____

First, _____

Then, _____

In the end, _____

A rectangular box with a thin black border. Inside the box, there are three thick, solid black horizontal lines spaced evenly apart, providing a writing area.

A Day at the Lake Card 7a – 8a - **Must be securely destroyed after testing**

LEAP CONNECT