



Use of Seclusion and Restraint for Students with Disabilities 2022-2023 School Year Data Report

Background

Act 522 (2016) requires the Louisiana Department of Education (LDOE) to collect data on the use of seclusion and restraint for students with disabilities and produce an annual report that includes:

- the number of incidents of physical restraint disaggregated by school system, student age, race, ethnicity, gender, and student disability classification;
- the number of incidents of seclusion disaggregated by school system, student age, race, ethnicity, gender, and student disability classification; and
- a list of school systems that complied with the reporting requirements.

This report reflects data collected in the Special Education Reporting System (SER) and are specific to students with disabilities receiving special education services pursuant to the Individuals with Disabilities Education Act (IDEA). The LDOE instituted changes and expanded communication to improve seclusion and restraint data quality. The LDOE directly engages local education agencies (LEAs) in a data verification process to ensure data reflected in this report are valid and reliable. The LDOE also communicates reporting requirements of the law to LEAs through standard communication methods including newsletter announcements and webinars. All data reflect seclusion and restraint incidents that occurred during the 2022-2023 school year.

Results

During the 2022-2023 school year, 41 school systems submitted incidents of seclusion and restraint. These submissions include 879 incidents of seclusion and restraint involving 306 students with disabilities across the state. In total 0.30% of the total population of students with disabilities were reported as involved in incidents of seclusion and restraint.

Table 1. Seclusion / Restraint Overview by LEA, 2022-2023 School Year

LEA Name	Total Incidents	Total Students	Total IEPs	Students Secluded/Restrained as % of Total IEPs
Acadia Parish School System	9	7	1,173	0.60%
Allen Parish School System	23	3	516	0.58%
Ascension Parish School System	52	16	2,801	0.57%
Assumption Parish School System	2	2	465	0.43%
Avoyelles Parish School System	2	2	659	0.30%
Beauregard Parish School System	0	0	995	0.00%
Bienville Parish School System	0	0	332	0.00%
Bossier Parish School System	127	29	3,698	0.76%
Caddo Parish School System	17	10	4,764	0.21%
Calcasieu Parish School System	10	7	5,190	0.10%
Caldwell Parish School System	0	0	316	0.00%
Cameron Parish School System	0	0	183	0.00%
Catahoula Parish School System	0	0	147	0.00%
Claiborne Parish School System	0	0	364	0.00%

NOTE: The Department is sunsetting the format of this report from Word to Excel for subsequent reports.



**Use of Seclusion and Restraint for Students with Disabilities
2022-2023 School Year Data Report**

LEA Name	Total Incidents	Total Students	Total IEPs	Students Secluded/Restrained as % of Total IEPs
Concordia Parish School System	0	0	421	0.00%
DeSoto Parish School System	0	0	595	0.00%
East Baton Rouge Parish School System	0	0	4,608	0.00%
East Carroll Parish School System	0	0	116	0.00%
East Feliciana Parish School System	0	0	234	0.00%
Evangeline Parish School System	5	5	1,052	0.48%
Franklin Parish School System	3	3	449	0.67%
Grant Parish School System	0	0	588	0.00%
Iberia Parish School System	0	0	1,663	0.00%
Iberville Parish School System	4	1	493	0.20%
Jackson Parish School System	0	0	269	0.00%
Jefferson Parish School System	18	10	6,546	0.15%
Jefferson Davis Parish School System	4	3	893	0.34%
Lafayette Parish School System	12	6	3,049	0.20%
Lafourche Parish School System	6	3	1,465	0.20%
LaSalle Parish School System	5	4	323	1.24%
Lincoln Parish School System	1	1	1,041	0.10%
Livingston Parish School System	39	13	3,954	0.33%
Madison Parish School System	0	0	199	0.00%
Morehouse Parish School System	0	0	587	0.00%
Natchitoches Parish School System	0	0	622	0.00%
Orleans Parish School System	0	0	651	0.00%
Ouachita Parish School System	0	0	2,645	0.00%
Plaquemines Parish School System	1	1	578	0.17%
Pointe Coupee Parish School System	0	0	378	0.00%
Rapides Parish School System	129	39	3,200	1.22%
Red River Parish School System	0	0	195	0.00%
Richland Parish School System	0	0	413	0.00%
Sabine Parish School System	2	1	550	0.18%
St. Bernard Parish School System	4	1	993	0.10%
St. Charles Parish School System	82	28	1,232	2.11%
St. Helena Parish School System	0	0	202	0.00%
St. James Parish School System	4	4	551	0.54%
St. John the Baptist Parish School System	0	0	712	0.00%
St. Landry Parish School System	0	0	1,754	0.00%
St. Martin Parish School System	0	0	907	0.00%
St. Mary Parish School System	0	0	1424	0.00%
St. Tammany Parish School System	139	46	6,903	0.67%
Tangipahoa Parish School System	40	17	2,888	0.59%
Tensas Parish School System	0	0	91	0.00%
Terrebonne Parish School System	0	0	1,915	0.00%
Union Parish School System	0	0	244	0.00%

NOTE: The Department is sunsetting the format of this report from Word to Excel for subsequent reports.



**Use of Seclusion and Restraint for Students with Disabilities
2022-2023 School Year Data Report**

LEA Name	Total Incidents	Total Students	Total IEPs	Students Secluded/Restrained as % of Total IEPs
Vermilion Parish School System	24	12	1,339	0.75%
Vernon Parish School System	0	0	1,248	0.00%
Washington Parish School System	2	2	1,008	0.20%
Webster Parish School System	4	3	833	0.24%
West Baton Rouge Parish School System	0	0	564	0.00%
West Carroll Parish School System	0	0	285	0.00%
West Feliciana Parish School System	0	0	347	0.00%
Winn Parish School System	0	0	315	0.00%
City of Monroe School System	0	0	1,366	0.00%
City of Bogalusa School System	2	1	363	0.00%
Zachary Community School System	0	0	628	0.00%
City of Baker School System	0	0	103	0.00%
Central Community School System	0	0	537	0.00%
Special School District School System	0	0	135	0.00%
Louisiana School for Math Science & the Arts School System	0	0	0	0.00%
Louisiana School for the Deaf and Visually Impaired School System	0	0	144	0.00%
LSU Laboratory School System	0	0	0	0.00%
Southern University Lab School System	0	0	0	0.00%
New Vison School System	0	0	31	0.00%
Glencoe Charter School System	0	0	38	0.00%
International School of Louisiana School System	0	0	142	0.00%
Avoyelles Charter School System	0	0	54	0.00%
New Orleans Center for Creative Arts School System	0	0	7	0.00%
Delhi Charter School System	0	0	55	0.00%
Belle Chasse Academy School System	0	0	135	0.00%
The MAX Charter School System	0	0	24	0.00%
D'Arbonne Woods School System	0	0	111	0.00%
CSAL Inc. School System	0	0	28	0.00%
Voices for International Business School System	0	0	21	0.00%
University View Academy School System	0	0	492	0.00%
Lake Charles Charter School System	0	0	87	0.00%
Lycee Francais de la Nouvelle School System	0	0	93	0.00%
New Orleans Military and Maritime School System	0	0	110	0.00%
Educators for Quality Alternatives School System	0	0	100	0.00%
Crescent City School System	70	7	286	2.45%
Community Leaders Adv School System	0	0	65	0.00%
Morris Jeff School System	1	1	240	0.42%
ReNew Reinventing Education School System	0	0	690	0.00%
Mildred Osborne Charter School System	0	0	70	0.00%
Success Prep School System	0	0	53	0.00%

NOTE: The Department is sunsetting the format of this report from Word to Excel for subsequent reports.



**Use of Seclusion and Restraint for Students with Disabilities
2022-2023 School Year Data Report**

LEA Name	Total Incidents	Total Students	Total IEPs	Students Secluded/Restrained as % of Total IEPs
Akili Academy of New Orleans School System	18	3	100	3.00%
Collegiate Academies School System	9	6	389	1.54%
New Orleans College Prep School System	1	1	24	0.00%
Pelican Educational Foundation School System	0	0	55	0.00%
Algiers Charter School System	0	0	170	0.00%
Recovery School District-LDE	0	0	91	0.00%
Institute for Academic Excellence School System	0	0	45	0.00%
Knowledge is Power Program School System	1	1	845	0.00%
FirstLine Schools School System	0	0	355	0.00%
ReDesign Schools System	0	0	57	0.00%
Thrive Academy School System	0	0	6	0.00%
Hynes Charter School Corporation School System	0	0	196	0.00%
Community Academies of NO School System	0	0	157	0.00%
Williams Scholar Academy School System	0	0	1	0.00%
St. Landry Charter School System	0	0	18	0.00%
Homer Plessy Community School System	0	0	113	0.00%
Rooted School System	3	3	24	12.50%
Young Audiences at Crocker Elementary School System	0	0	44	0.00%
OJJ School System	0	0	98	0.00%
Noble Minds School System	0	0	46	0.00%
JCFA-East School System	0	0	30	0.00%
Advantage Charter Academy School System	0	0	45	0.00%
JCFA Lafayette School System	0	0	11	0.00%
Willow Charter Academy School System	0	0	83	0.00%
Dr. Martin Luther King Charter School System	0	0	75	0.00%
Joseph A Craig Charter School System	0	0	0	0.00%
Lincoln Prep School System	0	0	155	0.00%
Iberville Charter Academy School System	0	0	61	0.00%
Delta Charter School System	0	0	64	0.00%
Lake Charles College Prep School System	0	0	64	0.00%
Northeast Claiborne Charter School System	0	0	26	0.00%
Acadiana Renaissance Charter Academy School System	0	0	140	0.00%
Louisiana Key Academy Baton Rouge School System	0	0	304	0.00%
Lafayette Charter Foundation School System	0	0	107	0.00%
Impact Charter School System	0	0	31	0.00%
RSD-Capitol Education Foundation	0	0	40	0.00%
Louisiana Virtual Charter Academy School System	0	0	277	0.00%
Southwest Louisiana Charter School System	0	0	74	0.00%
JS Clark Leadership Academy School System	0	0	20	0.00%
GEO Prep Academy of Greater Baton Rouge School System	0	0	118	0.00%
Democracy Prep School System	0	0	61	0.00%

NOTE: The Department is sunsetting the format of this report from Word to Excel for subsequent reports.



**Use of Seclusion and Restraint for Students with Disabilities
2022-2023 School Year Data Report**

LEA Name	Total Incidents	Total Students	Total IEPs	Students Secluded/Restrained as % of Total IEPs
Audubon Charter School System	0	0	142	0.00%
Einstein Charter School at Village De L'Est School System	0	0	28	0.00%
Benjamin Franklin High School System	0	0	12	0.00%
Alice M Harte Elementary Charter School System	0	0	75	0.00%
Edna Karr High School System	0	0	88	0.00%
The Willow School System	0	0	116	0.00%
Eleanor McMain Secondary School System	0	0	83	0.00%
Robert Russa Moton Charter School System	0	0	43	0.00%
Lake Forest Elementary Charter School System	0	0	52	0.00%
New Orleans Charter Science and Mathematics High School System	0	0	65	0.00%
Encore Academy School System	0	0	76	0.00%
Bricolage Academy School System	0	0	199	0.00%
Wilson Charter School System	0	0	83	0.00%
Einstein Sarah T. Reed High School System	1	1	41	0.00%
Einstein Charter Middle Sch at Sarah Towles Reed School System	0	0	23	0.00%
Einstein Charter at Sherwood Forest School System	0	0	59	0.00%
Pierre A. Capdau S.T.E.A.M School System	0	0	91	0.00%
New Harmony High School System	0	0	42	0.00%
Athlos Academy School System	0	0	111	0.00%
Audubon Charter School - Gentilly School System	0	0	82	0.00%
Walter L. Cohen High School System	0	0	90	0.00%
Dwight D. Eisenhower Charter School System	0	0	70	0.00%
Living School, Inc. School System	0	0	49	0.00%
GEO Next Generation High School System	0	0	55	0.00%
Red River Charter School System	0	0	16	0.00%
McDonogh 35 Senior High School System	1	1	122	0.82%
Opportunities Academy School System	1	1	80	1.25%
IDEA Public Schools System	0	0	97	0.00%
Collegiate Baton Rouge School System	0	0	106	0.00%
Success Preparatory Academy School System	0	0	0	0.00%
GEO Prep Mid-City of Greater Baton Rouge School System	0	0	0	0.00%
Warren Easton Charter Foundation, Inc. School System	1	1	85	1.18%
Pierre A. Capdau Charter School System	0	0	12	0.00%
GEO Prep Baker School System	0	0	9	0.00%
LA Key Academy- Northshore School System	0	0	94	0.00%
Discovery Health Sciences Foundation School System	0	0	0	0.00%
Pelican Educational Foundation- Kenilworth Science School System	0	0	0	0.00%
Louisiana Key Academy- Caddo School System	0	0	0	0.00%

NOTE: The Department is sunsetting the format of this report from Word to Excel for subsequent reports.



**Use of Seclusion and Restraint for Students with Disabilities
2022-2023 School Year Data Report**

LEA Name	Total Incidents	Total Students	Total IEPs	Students Secluded/Restrained as % of Total IEPs
Prescott K-8 Academy School System	0	0	0	0.00%
Academy of Collaboration Education School System	0	0	0	0.00%
Total	879	306 ¹	98,359 ²	0.30%

¹Incidents of seclusion/restraint were counted one time per student. If a student was restrained and secluded, that student is represented once.

²In the 2022-2023 school year, 98,359 students with disabilities had active IEPs.

NOTE: The Department is sunsetting the format of this report from Word to Excel for subsequent reports.



Use of Seclusion and Restraint for Students with Disabilities 2022-2023 School Year Data Report

The following charts show state level data aggregated by age, race, ethnicity, gender, and student disability classification. Each chart shows the number of students involved compared to the total universe of students with disabilities in the particular group.

Chart 1. Total Incidents of Seclusion / Restraint by Primary Disability, 2022-2023 School Year

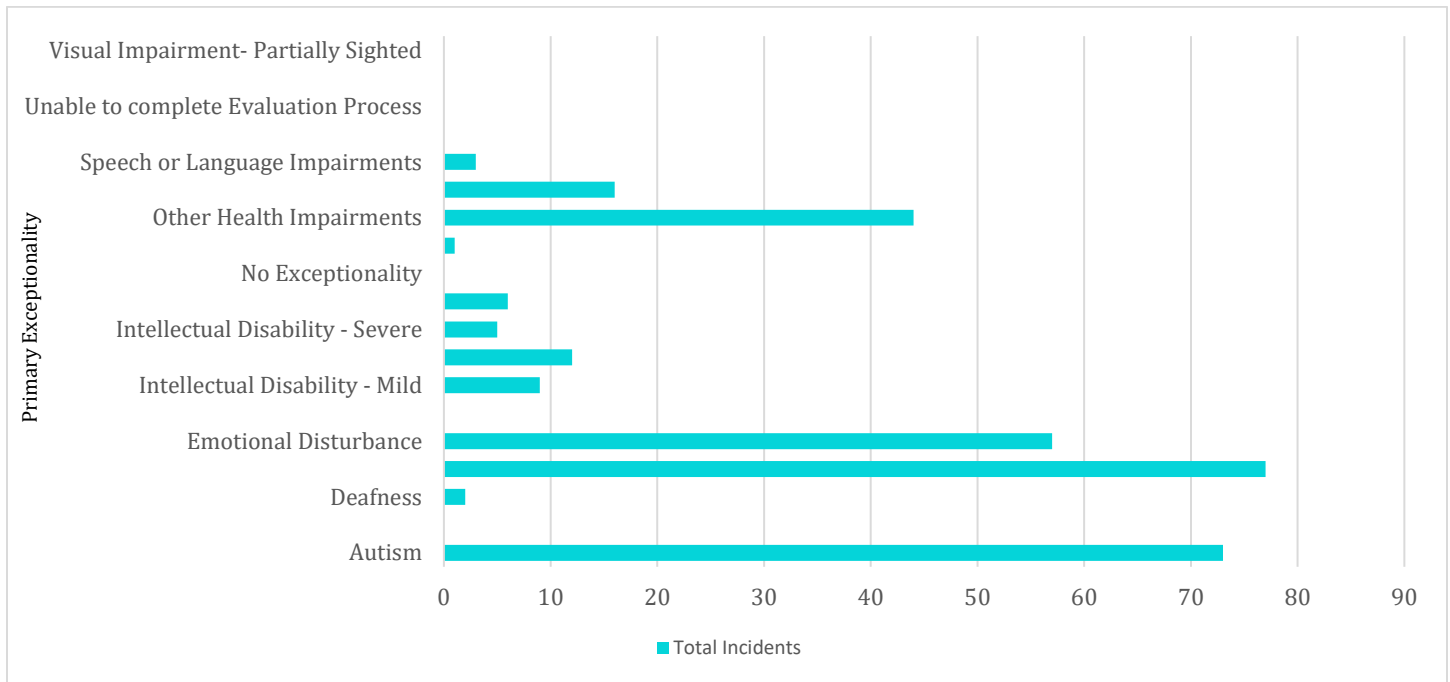


Table 2. Seclusion / Restraint Count of Incidents & Students by Primary Exceptionality Statewide Summary, 2022-2023 School Year

Primary Exceptionality	Total Students	Total Incidents	Percentage of Students With Disability and Incident
Autism	9,526	73	0.7663%
Deaf-Blindness	18	0	0.0000%
Deafness	310	2	0.6452%
Developmental Delay	14,018	77	0.5493%
Emotional Disturbance	1,665	57	3.4234%
Hard of Hearing	808	0	0.0000%
Intellectual Disability - Mild	6,356	9	0.1416%
Intellectual Disability - Moderate	2,632	12	0.4559%
Intellectual Disability - Severe	274	5	1.8248%

NOTE: The Department is sunsetting the format of this report from Word to Excel for subsequent reports.



**Use of Seclusion and Restraint for Students with Disabilities
2022-2023 School Year Data Report**

Primary Exceptionality	Total Students	Total Incidents	Percentage of Students With Disability and Incident
Multiple Disabilities	1,105	6	0.5430%
No Exceptionality	968	0	0.0000%
Orthopedic Impairment	810	1	0.1235%
Other Health Impairments	12,462	44	0.3531%
Specific Learning Disability	30,715	16	0.0521%
Speech or Language Impairments	15,912	3	0.0189%
Traumatic Brain Injury	246	0	0.0000%
Unable to complete Evaluation Process	56	0	0.0000%
Visual Impairment - Blindness	219	0	0.0000%
Visual Impairment- Partially Sighted	259	0	0.0000%
Total	98359	305	0.3101%

Chart 2. Total Incidents of Seclusion / Restraint by Age, 2022-2023 School Year

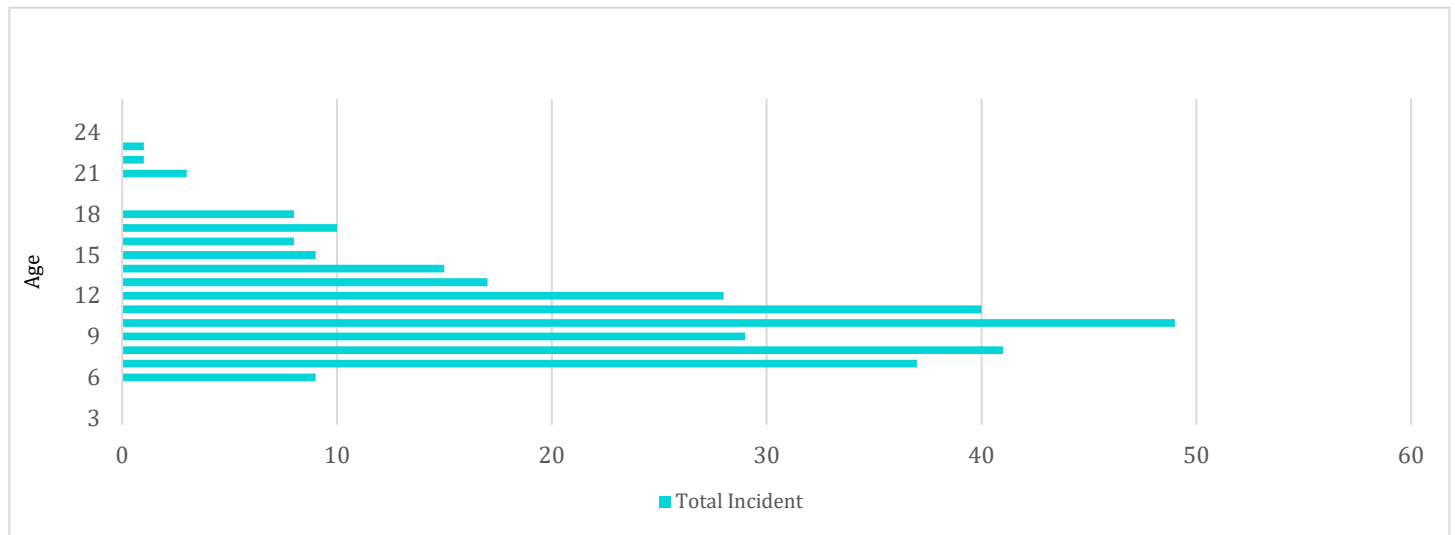


Table 3. Seclusion / Restraint Count of Incidents & Students by Age Statewide Summary, 2022-2023 School Year

Age	IEP Student Count	Incident Student Count	Incident Percentage
3	9	0	0.0000%
4	1,941	0	0.0000%
5	3,573	0	0.0000%
6	5,029	9	0.1790%
7	6,275	37	0.5896%
8	6,862	41	0.5975%
9	7,336	29	0.3953%
10	7,714	49	0.6352%

NOTE: The Department is sunsetting the format of this report from Word to Excel for subsequent reports.



Use of Seclusion and Restraint for Students with Disabilities 2022-2023 School Year Data Report

Age	IEP Student Count	Incident Student Count	Incident Percentage
11	7,098	40	0.5635%
12	6,735	28	0.4157%
13	6,448	17	0.2636%
14	6,282	15	0.2388%
15	6,501	9	0.1384%
16	6,373	8	0.1255%
17	6,157	10	0.1624%
18	5,645	8	0.1417%
19	4,799	0	0.0000%
20	2,435	0	0.0000%
21	647	3	0.4637%
22	297	1	0.3367%
23	174	1	0.5747%
24	26	0	0.0000%
25	2	0	0.0000%
26	1	0	0.0000%
Total	98,359	305	0.3101%

Charts 3, 4. Total Incidents of Seclusion / Restraint by Race / Ethnicity, and Gender, 2022-2023 School Year

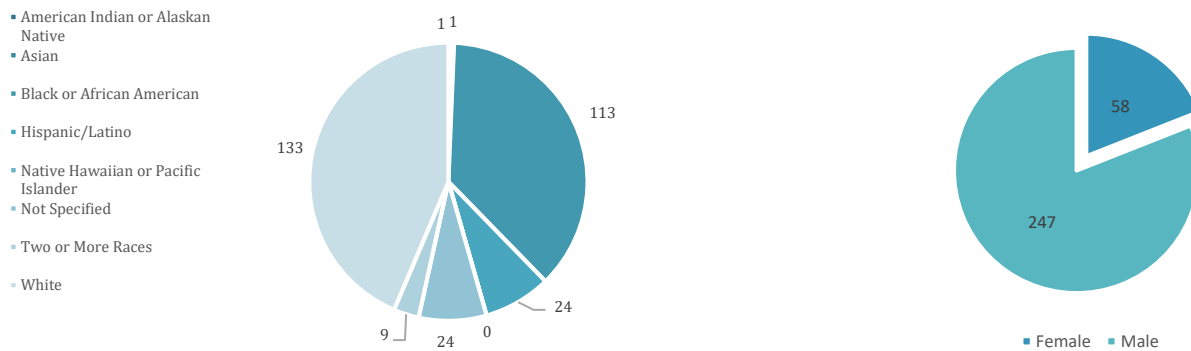


Table 4. Seclusion / Restraint Count of Incidents & Students by Race / Ethnicity Statewide Summary, 2022-2023 School Year

Race/Ethnicity	IEP Student Count	Incident Student Count	Incident Percentage
American Indian or Alaskan Native	468	1	0.2137%
Asian	762	1	0.1312%
Black or African American	41,838	113	0.2701%
Hispanic/Latino	5,491	24	0.4371%
Native Hawaiian or Pacific Islander	47	0	0.0000%
Not Specified	11,463	24	0.2094%
Two or More Races	2,357	9	0.3818%
White	35,933	133	0.3701%
Total	98,359	305	0.3101%

NOTE: The Department is sunsetting the format of this report from Word to Excel for subsequent reports.



**Use of Seclusion and Restraint for Students with Disabilities
2022-2023 School Year Data Report**

Table 5. Seclusion / Restraint Count of Incidents & Students by Gender Statewide Summary, 2022-2023 School Year

Gender	IEP Student Count	Incident Student Count	Incident Percentage
Female	32,469	58	0.1786%
Male	65,890	247	0.3749%
Total	98,359	305	0.3101%

APPENDIX - SECLUSION / RESTRAINT TABLES

The following tables show seclusion/restraint data disaggregated by various variables, and all seclusion and restraint policies submitted by school systems to the LDOE.

The LDOE has modified and/or suppressed data reported to protect the privacy of students in compliance with the Family Educational Rights and Privacy Act (FERPA) codified at 20 U.S.C. 1232g. The strategies used to protect privacy vary and may include rounding or other techniques but do not substantially affect the general usefulness of the data. Because of the privacy protections, numerical and percentage totals may not add precisely to the sum of the row or column to which the total refers.

Table 1. Seclusion & Restraint Count of Incidents & Students by School Site, 2022-2023 School Year

Table 2. Seclusion & Restraint Count of Incidents & Students by Age, 2022-2023 School Year

Table 3. Seclusion & Restraint Count of Incidents & Students by Primary Exceptionality, 2022-2023 School Year

Table 4. Seclusion & Restraint Count of Incidents & Students by Race / Ethnicity, 2022-2023 School Year

Table 5. Seclusion & Restraint Count of Incidents & Students by Gender, 2022-2023 School Year

Table 6. Seclusion / Restraint Policy Handbook Submission by LEA

Table 1. Seclusion & Restraint Count of Incidents & Students by School Site, 2022-2023 School Year

LEA Name	Seclusion/Restraint	School Name	Total Incidents	Total Students
Acadia Parish School System	Restraint	Armstrong Middle School	1	1
Acadia Parish School System	Restraint	Central Rayne Kindergarten School	1	1
Acadia Parish School System	Restraint	Martin Petitjean Elementary School	2	1
Acadia Parish School System	Restraint	Mire Elementary School	1	1
Acadia Parish School System	Restraint	Richard Elementary School	2	2
Acadia Parish School System	Restraint	South Rayne Elementary School	2	1

NOTE: The Department is sunsetting the format of this report from Word to Excel for subsequent reports.



**Use of Seclusion and Restraint for Students with Disabilities
2022-2023 School Year Data Report**

LEA Name	Seclusion/Restraint	School Name	Total Incidents	Total Students
Allen Parish School System	Restraint	Elizabeth High School	1	1
Allen Parish School System	Restraint	Oakdale Middle School	22	2
Ascension Parish School System	Restraint	Bluff Ridge Primary	1	1
Ascension Parish School System	Restraint	Bullion Primary School	11	3
Ascension Parish School System	Restraint	Donaldsonville High School	1	1
Ascension Parish School System	Restraint	Donaldsonville Primary School	1	1
Ascension Parish School System	Restraint	Dutchtown Primary School	1	1
Ascension Parish School System	Restraint	Galvez Primary School	1	1
Ascension Parish School System	Restraint	Gonzales Primary School	2	1
Ascension Parish School System	Restraint	Lowery Elementary School	17	2
Ascension Parish School System	Restraint	Lowery Middle School	1	1
Ascension Parish School System	Restraint	Oak Grove Primary School	10	1
Ascension Parish School System	Restraint	Sorrento Primary School	5	2
Ascension Parish School System	Restraint	Spanish Lake Primary School	1	1
Assumption Parish School System	Restraint	Belle Rose Primary School	1	1
Avoyelles Parish School System	Restraint	Lafargue Elementary School	1	1
Avoyelles Parish School System	Restraint	Plaucheville Elementary School	1	1
Bossier Parish School System	Restraint	Apollo Elementary School	63	8
Bossier Parish School System	Restraint	Bellaire Elementary School	2	2
Bossier Parish School System	Restraint	Central Park Elementary School	1	1
Bossier Parish School System	Restraint	Elm Grove Middle School	6	2

NOTE: The Department is sunsetting the format of this report from Word to Excel for subsequent reports.



**Use of Seclusion and Restraint for Students with Disabilities
2022-2023 School Year Data Report**

LEA Name	Seclusion/Restraint	School Name	Total Incidents	Total Students
Bossier Parish School System	Restraint	Haughton Elementary School	6	3
Bossier Parish School System	Restraint	Legacy Elementary School	1	1
Bossier Parish School System	Restraint	Meadowview Elementary School	6	1
Bossier Parish School System	Restraint	Princeton Elementary School	4	2
Bossier Parish School System	Restraint	Rusheon Middle School	1	1
Bossier Parish School System	Restraint	Stockwell Place Elementary School	2	2
Bossier Parish School System	Restraint	Sun City Elementary School	3	2
Bossier Parish School System	Restraint	W.T. Lewis Elementary School	17	2
Caddo Parish School System	Restraint	Donnie Bickham Middle School	1	1
Caddo Parish School System	Restraint	Keithville Elementary/Middle School	8	2
Caddo Parish School System	Restraint	North Caddo Elementary-Middle School	1	1
Caddo Parish School System	Restraint	North Highlands Elementary School	1	1
Caddo Parish School System	Restraint	University Elementary School	2	2
Caddo Parish School System	Restraint	Youree Dr. Middle Advanced Placement Magnet School	1	1
Calcasieu Parish School System	Restraint	Dolby Elementary School	4	2
Calcasieu Parish School System	Restraint	E. K. Key Elementary School	3	2
Calcasieu Parish School System	Restraint	Frasch Elementary School	1	1
Calcasieu Parish School System	Restraint	J. I. Watson Elementary School	1	1
Evangeline Parish School System	Restraint	Chataignier Elementary School	1	1
Evangeline Parish School System	Restraint	James Stephens Montessori School	2	2
Evangeline Parish School System	Restraint	Ville Platte Elementary School	2	2

NOTE: The Department is sunsetting the format of this report from Word to Excel for subsequent reports.



**Use of Seclusion and Restraint for Students with Disabilities
2022-2023 School Year Data Report**

LEA Name	Seclusion/Restraint	School Name	Total Incidents	Total Students
Franklin Parish School System	Restraint	Crowville School	1	1
Franklin Parish School System	Restraint	Gilbert School	1	1
Iberville Parish School System	Restraint	Dorseyville Elementary School	2	1
Jefferson Parish School System	Restraint	Allen Ellender School	1	1
Jefferson Parish School System	Restraint	Dr. John Ochsner Discovery Health Sciences Academy	1	1
Jefferson Parish School System	Restraint	Kenner Discovery Health Sciences Academy	10	4
Jefferson Parish School System	Restraint	Phoebe Hearst School	1	1
Jefferson Parish School System	Restraint	Rudolph Matas School	5	3
Jefferson Davis Parish School System	Restraint	Jennings Elementary School	3	3
Lafayette Parish School System	Restraint	Broadmoor Elementary School	2	1
Lafayette Parish School System	Restraint	Evangeline Elementary School	3	1
Lafayette Parish School System	Restraint	Lafayette Middle School	2	1
Lafayette Parish School System	Restraint	Live Oak Elementary School	1	1
Lafayette Parish School System	Restraint	Martial Billeaud Elementary School	3	1
Lafayette Parish School System	Restraint	Woodvale Elementary School	1	1
Lafourche Parish School System	Restraint	Cut Off Elementary School	4	1
LaSalle Parish School System	Restraint	Jena Junior High School	1	1
LaSalle Parish School System	Restraint	Olla-Standard Elementary School	4	3
Lincoln Parish School System	Restraint	Ruston High School	1	1
Livingston Parish School System	Restraint	Albany Lower Elementary School	4	2
Livingston Parish School System	Restraint	Doyle Elementary School	2	2

NOTE: The Department is sunsetting the format of this report from Word to Excel for subsequent reports.



**Use of Seclusion and Restraint for Students with Disabilities
2022-2023 School Year Data Report**

LEA Name	Seclusion/Restraint	School Name	Total Incidents	Total Students
Livingston Parish School System	Restraint	Doyle High School	1	1
Livingston Parish School System	Restraint	French Settlement High School	15	2
Livingston Parish School System	Restraint	North Corbin Elementary School	2	2
Livingston Parish School System	Restraint	South Fork Elementary School	4	1
Livingston Parish School System	Restraint	South Walker Elementary School	1	1
Livingston Parish School System	Restraint	Southside Elementary School	1	1
Livingston Parish School System	Restraint	Walker Junior High	3	1
Plaquemines Parish School System	Restraint	Belle Chasse Middle School	1	1
Rapides Parish School System	Restraint	Alma Redwine Elementary	14	3
Rapides Parish School System	Restraint	Arthur F. Smith Middle Magnet School	2	2
Rapides Parish School System	Restraint	Ball Elementary School	1	1
Rapides Parish School System	Restraint	Bolton Academy	1	1
Rapides Parish School System	Restraint	Buckeye Elementary School	1	1
Rapides Parish School System	Restraint	Cherokee Elementary School	28	3
Rapides Parish School System	Restraint	D.F. Huddle Elementary	2	1
Rapides Parish School System	Restraint	Glenmora High School	3	2
Rapides Parish School System	Restraint	Hayden R. Lawrence Upper Elementary School	2	1
Rapides Parish School System	Restraint	Horseshoe Drive Elementary School	1	1
Rapides Parish School System	Restraint	J.B. Nachman Elementary School	4	1
Rapides Parish School System	Restraint	J.I. Barron Sr. Elementary School	33	9
Rapides Parish School System	Restraint	L.S. Rugg Elementary School	2	2

NOTE: The Department is sunsetting the format of this report from Word to Excel for subsequent reports.



**Use of Seclusion and Restraint for Students with Disabilities
2022-2023 School Year Data Report**

LEA Name	Seclusion/Restraint	School Name	Total Incidents	Total Students
Rapides Parish School System	Restraint	Paradise Elementary School	14	6
Rapides Parish School System	Restraint	Pineville Elementary School	9	1
Rapides Parish School System	Restraint	Pineville High School	1	1
Rapides Parish School System	Restraint	Rapides Training Academy	2	2
Rapides Parish School System	Restraint	Ruby-Wise Elementary School	8	2
Rapides Parish School System	Restraint	Tioga Elementary School	1	1
Sabine Parish School System	Restraint	Zwolle Elementary School	2	1
St. Bernard Parish School System	Restraint	Joseph J. Davies Elementary School	3	1
St. Charles Parish School System	Restraint	Allemands Elementary School	5	2
St. Charles Parish School System	Restraint	Destrehan High School	9	4
St. Charles Parish School System	Restraint	Ethel Schoeffner Elementary School	7	1
St. Charles Parish School System	Restraint	Hahnville High School	5	1
St. Charles Parish School System	Restraint	J.B. Martin Middle School	5	4
St. Charles Parish School System	Restraint	Lakewood Elementary School	7	2
St. Charles Parish School System	Restraint	Luling Elementary School	11	7
St. Charles Parish School System	Restraint	Mimosa Park Elementary School	1	1
St. Charles Parish School System	Restraint	Norco Elementary School	10	4
St. Charles Parish School System	Restraint	R.J. Vial Elementary School	20	1
St. Charles Parish School System	Restraint	R.K. Smith Middle School	2	1
St. James Parish School System	Restraint	Paulina Elementary School	3	3
St. James Parish School System	Restraint	Sixth Ward Elementary School	1	1

NOTE: The Department is sunsetting the format of this report from Word to Excel for subsequent reports.



**Use of Seclusion and Restraint for Students with Disabilities
2022-2023 School Year Data Report**

LEA Name	Seclusion/Restraint	School Name	Total Incidents	Total Students
St.Tammany Parish School System	Restraint	Abita Springs Elementary School	1	1
St.Tammany Parish School System	Restraint	Abita Springs Middle School	1	1
St.Tammany Parish School System	Restraint	Bonne Ecole Elementary School	2	1
St.Tammany Parish School System	Restraint	Carolyn Park Middle	1	1
St.Tammany Parish School System	Restraint	Chahta-Ima Elementary School	17	3
St.Tammany Parish School System	Restraint	Clearwood Junior High School	1	1
St.Tammany Parish School System	Restraint	Covington Elementary School	4	3
St.Tammany Parish School System	Restraint	Cypress Cove Elementary School	7	3
St.Tammany Parish School System	Restraint	Florida Avenue Elementary School	1	1
St.Tammany Parish School System	Restraint	Folsom Junior High School	3	1
St.Tammany Parish School System	Restraint	Henry Mayfield Elementary School	5	3
St.Tammany Parish School System	Restraint	Honey Island Elementary School	14	5
St.Tammany Parish School System	Restraint	Joseph B. Lancaster Elementary School	17	4
St.Tammany Parish School System	Restraint	Lake Harbor Middle School	1	1
St.Tammany Parish School System	Restraint	Lee Road Junior High School	1	1
St.Tammany Parish School System	Restraint	Little Oak Middle School	3	1
St.Tammany Parish School System	Restraint	Madisonville Elementary School	18	5
St.Tammany Parish School System	Restraint	Mandeville Elementary School	4	1
St.Tammany Parish School System	Restraint	Marigny Elementary School	2	1
St.Tammany Parish School System	Restraint	Northshore High School	1	1
St.Tammany Parish School System	Restraint	Pontchartrain Elementary School	7	2

NOTE: The Department is sunsetting the format of this report from Word to Excel for subsequent reports.



**Use of Seclusion and Restraint for Students with Disabilities
2022-2023 School Year Data Report**

LEA Name	Seclusion/Restraint	School Name	Total Incidents	Total Students
St.Tammany Parish School System	Restraint	Riverside Elementary School	3	2
St.Tammany Parish School System	Restraint	Sixth Ward Elementary School	5	1
St.Tammany Parish School System	Restraint	W.L. Abney Elementary	6	2
St.Tammany Parish School System	Restraint	Whispering Forest Elementary School	1	1
Tangipahoa Parish School System	Restraint	Amite Westside Middle Magnet	1	1
Tangipahoa Parish School System	Restraint	Champ Cooper Elementary School	1	1
Tangipahoa Parish School System	Restraint	D.C. Reeves Elementary School	2	2
Tangipahoa Parish School System	Restraint	Hammond Eastside Magnet	14	3
Tangipahoa Parish School System	Restraint	Independence High Magnet	1	1
Tangipahoa Parish School System	Restraint	Jewel M. Sumner High School	1	1
Tangipahoa Parish School System	Restraint	Loranger Elementary School	2	2
Tangipahoa Parish School System	Restraint	Perrin Early Learning Center	8	2
Tangipahoa Parish School System	Restraint	Ponchatoula High School	1	1
Tangipahoa Parish School System	Restraint	Tucker Memorial Elementary School	6	2
Tangipahoa Parish School System	Restraint	Woodland Park Magnet	3	1
Vermilion Parish School System	Restraint	Cecil Picard Elementary School at Maurice	1	1
Vermilion Parish School System	Restraint	Eaton Park Elementary School	4	2
Vermilion Parish School System	Restraint	James A. Herod Elementary School	4	1
Vermilion Parish School System	Restraint	Kaplan Elementary School	1	1
Vermilion Parish School System	Restraint	Leblanc Elementary School	5	3
Vermilion Parish School System	Restraint	North Vermilion Middle School	1	1

NOTE: The Department is sunsetting the format of this report from Word to Excel for subsequent reports.



**Use of Seclusion and Restraint for Students with Disabilities
2022-2023 School Year Data Report**

LEA Name	Seclusion/Restraint	School Name	Total Incidents	Total Students
Vermilion Parish School System	Restraint	Special Education Support-NonPublic/Homeschooled	3	3
Washington Parish School System	Restraint	Franklinton Elementary School	1	1
Washington Parish School System	Restraint	Mt. Hermon School	1	1
Webster Parish School System	Restraint	Browning Elementary School	2	2
Webster Parish School System	Restraint	Webster Junior High School	2	1
City of Bogalusa School System	Restraint	Central Elementary School	2	1
Crescent City School System	Restraint	Dorothy Height Charter School	2	2
Crescent City School System	Restraint	Harriet Tubman Charter School	1	1
Morris Jeff School System	Restraint	Morris Jeff Community School	1	1
Collegiate Academies School System	Restraint	Abramson Sci Academy	6	5
Collegiate Academies School System	Restraint	G W Carver High School	1	1
Einstein Sarah T. Reed High School System	Restraint	Sarah Towles Reed Senior High School	1	1
McDonogh 35 Senior High School System	Restraint	McDonogh 35 Senior High School	1	1
Opportunities Academy School System	Restraint	Opportunities Academy	1	1
Assumption Parish School System	Seclusion	Labadieville Primary School	1	1
Bossier Parish School System	Seclusion	Apollo Elementary School	2	1
Bossier Parish School System	Seclusion	Haughton Elementary School	3	2
Bossier Parish School System	Seclusion	Meadowview Elementary School	2	1
Bossier Parish School System	Seclusion	Stockwell Place Elementary School	2	2
Bossier Parish School System	Seclusion	W.T. Lewis Elementary School	6	2
Caddo Parish School System	Seclusion	Keithville Elementary/Middle School	1	1

NOTE: The Department is sunsetting the format of this report from Word to Excel for subsequent reports.



**Use of Seclusion and Restraint for Students with Disabilities
2022-2023 School Year Data Report**

LEA Name	Seclusion/Restraint	School Name	Total Incidents	Total Students
Caddo Parish School System	Seclusion	Riverside Elementary School	1	1
Caddo Parish School System	Seclusion	Youree Dr. Middle Advanced Placement Magnet School	1	1
Calcasieu Parish School System	Seclusion	College Oaks Elementary School	1	1
Franklin Parish School System	Seclusion	Crowville School	1	1
Iberville Parish School System	Seclusion	Dorseyville Elementary School	2	1
Jefferson Davis Parish School System	Seclusion	Jennings Elementary School	1	1
Lafourche Parish School System	Seclusion	St. Charles Elementary School	1	1
Lafourche Parish School System	Seclusion	W.S. Lafargue Elementary School	1	1
Livingston Parish School System	Seclusion	Doyle Elementary School	2	2
Livingston Parish School System	Seclusion	Doyle High School	1	1
Livingston Parish School System	Seclusion	North Corbin Elementary School	1	1
Livingston Parish School System	Seclusion	Walker Junior High	2	1
St. Bernard Parish School System	Seclusion	Joseph J. Davies Elementary School	1	1
St. Tammany Parish School System	Seclusion	Joseph B. Lancaster Elementary School	12	2
St. Tammany Parish School System	Seclusion	Lee Road Junior High School	1	1
Vermilion Parish School System	Seclusion	Kaplan Elementary School	2	1
Vermilion Parish School System	Seclusion	Leblanc Elementary School	3	1
Crescent City School System	Seclusion	Dorothy Height Charter School	30	3
Crescent City School System	Seclusion	Harriet Tubman Charter School	37	3
Akili Academy of New Orleans School System	Seclusion	Akili Academy of New Orleans	18	3
Collegiate Academies School System	Seclusion	Abramson Sci Academy	2	1

NOTE: The Department is sunsetting the format of this report from Word to Excel for subsequent reports.



**Use of Seclusion and Restraint for Students with Disabilities
2022-2023 School Year Data Report**

LEA Name	Seclusion/Restraint	School Name	Total Incidents	Total Students
New Orleans College Prep School System	Seclusion	Walter L. Cohen College Prep	1	1
Knowledge is Power Program School System	Seclusion	KIPP Believe	1	1
Rooted School System	Seclusion	Rooted School	3	3
Warren Easton Charter Foundation, Inc. School System	Seclusion	Warren Easton Charter High School	1	1
Total			879	332 ³

³ Incidents of seclusion/restraint were counted separately by student. For example, if a student was secluded and restrained twice, that student is represented twice.

Table 2. Seclusion & Restraint Count of Incidents & Students by Age, 2022-2023 School Year

LEA Name	Seclusion/Restraint	Age	Total Incidents	Total Students
Acadia Parish School System	Restraint	~	~	<10
Acadia Parish School System	Restraint	~	~	<10
Acadia Parish School System	Restraint	~	~	<10
Acadia Parish School System	Restraint	~	~	<10
Allen Parish School System	Restraint	~	~	<10
Allen Parish School System	Restraint	~	~	<10
Allen Parish School System	Restraint	~	~	<10
Ascension Parish School System	Restraint	~	~	<10
Ascension Parish School System	Restraint	~	~	<10
Ascension Parish School System	Restraint	~	~	<10
Ascension Parish School System	Restraint	~	~	<10
Ascension Parish School System	Restraint	~	~	<10
Ascension Parish School System	Restraint	~	~	<10
Ascension Parish School System	Restraint	~	~	<10
Ascension Parish School System	Restraint	~	~	<10
Assumption Parish School System	Restraint	~	~	<10
Avoyelles Parish School System	Restraint	~	~	<10
Avoyelles Parish School System	Restraint	~	~	<10
Bossier Parish School System	Restraint	~	~	<10
Bossier Parish School System	Restraint	~	~	<10

NOTE: The Department is sunsetting the format of this report from Word to Excel for subsequent reports.



**Use of Seclusion and Restraint for Students with Disabilities
2022-2023 School Year Data Report**

LEA Name	Seclusion/Restraint	Age	Total Incidents	Total Students
Bossier Parish School System	Restraint	~	~	<10
Bossier Parish School System	Restraint	~	~	<10
Bossier Parish School System	Restraint	~	~	<10
Bossier Parish School System	Restraint	~	~	<10
Bossier Parish School System	Restraint	~	~	<10
Bossier Parish School System	Restraint	~	~	<10
Bossier Parish School System	Restraint	~	~	<10
Caddo Parish School System	Restraint	~	~	<10
Caddo Parish School System	Restraint	~	~	<10
Caddo Parish School System	Restraint	~	~	<10
Caddo Parish School System	Restraint	~	~	<10
Caddo Parish School System	Restraint	~	~	<10
Caddo Parish School System	Restraint	~	~	<10
Calcasieu Parish School System	Restraint	~	~	<10
Calcasieu Parish School System	Restraint	~	~	<10
Calcasieu Parish School System	Restraint	~	~	<10
Calcasieu Parish School System	Restraint	~	~	<10
Calcasieu Parish School System	Restraint	~	~	<10
Calcasieu Parish School System	Restraint	~	~	<10
Evangeline Parish School System	Restraint	~	~	<10
Evangeline Parish School System	Restraint	~	~	<10
Evangeline Parish School System	Restraint	~	~	<10
Evangeline Parish School System	Restraint	~	~	<10
Franklin Parish School System	Restraint	~	~	<10
Franklin Parish School System	Restraint	~	~	<10
Iberville Parish School System	Restraint	~	~	<10
Jefferson Parish School System	Restraint	~	~	<10
Jefferson Parish School System	Restraint	~	~	<10
Jefferson Parish School System	Restraint	~	~	<10
Jefferson Parish School System	Restraint	~	~	<10
Jefferson Parish School System	Restraint	~	~	<10
Jefferson Davis Parish School System	Restraint	~	~	<10
Jefferson Davis Parish School System	Restraint	~	~	<10
Jefferson Davis Parish School System	Restraint	~	~	<10
Lafayette Parish School System	Restraint	~	~	<10
Lafayette Parish School System	Restraint	~	~	<10
Lafayette Parish School System	Restraint	~	~	<10
Lafourche Parish School System	Restraint	~	~	<10
LaSalle Parish School System	Restraint	~	~	<10
LaSalle Parish School System	Restraint	~	~	<10
LaSalle Parish School System	Restraint	~	~	<10
LaSalle Parish School System	Restraint	~	~	<10
Lincoln Parish School System	Restraint	~	~	<10

NOTE: The Department is sunsetting the format of this report from Word to Excel for subsequent reports.



**Use of Seclusion and Restraint for Students with Disabilities
2022-2023 School Year Data Report**

LEA Name	Seclusion/Restraint	Age	Total Incidents	Total Students
Livingston Parish School System	Restraint	~	~	<10
Livingston Parish School System	Restraint	~	~	<10
Livingston Parish School System	Restraint	~	~	<10
Livingston Parish School System	Restraint	~	~	<10
Livingston Parish School System	Restraint	~	~	<10
Livingston Parish School System	Restraint	~	~	<10
Livingston Parish School System	Restraint	~	~	<10
Livingston Parish School System	Restraint	~	~	<10
Livingston Parish School System	Restraint	~	~	<10
Livingston Parish School System	Restraint	~	~	<10
Plaquemines Parish School System	Restraint	~	~	<10
Rapides Parish School System	Restraint	~	~	<10
Rapides Parish School System	Restraint	~	~	<10
Rapides Parish School System	Restraint	~	~	<10
Rapides Parish School System	Restraint	~	~	<10
Rapides Parish School System	Restraint	~	~	<10
Rapides Parish School System	Restraint	~	~	<10
Rapides Parish School System	Restraint	~	~	<10
Rapides Parish School System	Restraint	~	~	<10
Rapides Parish School System	Restraint	~	~	<10
Rapides Parish School System	Restraint	~	~	<10
Rapides Parish School System	Restraint	~	~	<10
Rapides Parish School System	Restraint	~	~	<10
Rapides Parish School System	Restraint	~	~	<10
Rapides Parish School System	Restraint	~	~	<10
Sabine Parish School System	Restraint	~	~	<10
St. Bernard Parish School System	Restraint	~	~	<10
St. Charles Parish School System	Restraint	~	~	<10
St. Charles Parish School System	Restraint	~	~	<10
St. Charles Parish School System	Restraint	~	~	<10
St. Charles Parish School System	Restraint	~	~	<10
St. Charles Parish School System	Restraint	~	~	<10
St. Charles Parish School System	Restraint	~	~	<10
St. Charles Parish School System	Restraint	~	~	<10
St. Charles Parish School System	Restraint	~	~	<10
St. Charles Parish School System	Restraint	~	~	<10
St. Charles Parish School System	Restraint	~	~	<10
St. Charles Parish School System	Restraint	~	~	<10
St. Charles Parish School System	Restraint	~	~	<10
St. Charles Parish School System	Restraint	~	~	<10
St. Charles Parish School System	Restraint	~	~	<10
St. Charles Parish School System	Restraint	~	~	<10
St. Charles Parish School System	Restraint	~	~	<10
St. Charles Parish School System	Restraint	~	~	<10
St. Charles Parish School System	Restraint	~	~	<10
St. Charles Parish School System	Restraint	~	~	<10
St. Charles Parish School System	Restraint	~	~	<10
St. James Parish School System	Restraint	~	~	<10
St. James Parish School System	Restraint	~	~	<10
St. James Parish School System	Restraint	~	~	<10
St. James Parish School System	Restraint	~	~	<10
St. Tammany Parish School System	Restraint	~	~	<10
St. Tammany Parish School System	Restraint	~	~	<10
St. Tammany Parish School System	Restraint	~	~	<10
St. Tammany Parish School System	Restraint	~	~	<10

NOTE: The Department is sunsetting the format of this report from Word to Excel for subsequent reports.



**Use of Seclusion and Restraint for Students with Disabilities
2022-2023 School Year Data Report**

LEA Name	Seclusion/Restraint	Age	Total Incidents	Total Students
St.Tammany Parish School System	Restraint	~	~	<10
St.Tammany Parish School System	Restraint	~	~	<10
St.Tammany Parish School System	Restraint	~	~	<10
St.Tammany Parish School System	Restraint	~	~	<10
St.Tammany Parish School System	Restraint	~	~	<10
St.Tammany Parish School System	Restraint	~	~	<10
Tangipahoa Parish School System	Restraint	~	~	<10
Tangipahoa Parish School System	Restraint	~	~	<10
Tangipahoa Parish School System	Restraint	~	~	<10
Tangipahoa Parish School System	Restraint	~	~	<10
Tangipahoa Parish School System	Restraint	~	~	<10
Tangipahoa Parish School System	Restraint	~	~	<10
Tangipahoa Parish School System	Restraint	~	~	<10
Tangipahoa Parish School System	Restraint	~	~	<10
Tangipahoa Parish School System	Restraint	~	~	<10
Tangipahoa Parish School System	Restraint	~	~	13
Tangipahoa Parish School System	Restraint	~	~	<10
Tangipahoa Parish School System	Restraint	~	~	<10
Vermilion Parish School System	Restraint	~	~	<10
Vermilion Parish School System	Restraint	~	~	<10
Vermilion Parish School System	Restraint	~	~	<10
Vermilion Parish School System	Restraint	~	~	<10
Vermilion Parish School System	Restraint	~	~	<10
Vermilion Parish School System	Restraint	~	~	<10
Vermilion Parish School System	Restraint	~	~	<10
Washington Parish School System	Restraint	~	~	<10
Washington Parish School System	Restraint	~	~	<10
Webster Parish School System	Restraint	~	~	<10
Webster Parish School System	Restraint	~	~	<10
Webster Parish School System	Restraint	~	~	<10
City of Bogalusa School System	Restraint	~	~	<10
Crescent City School System	Restraint	~	~	<10
Crescent City School System	Restraint	~	~	<10
Crescent City School System	Restraint	~	~	<10
Morris Jeff School System	Restraint	~	~	<10
Collegiate Academies School System	Restraint	~	~	<10
Collegiate Academies School System	Restraint	~	~	<10
Collegiate Academies School System	Restraint	~	~	<10
Einstein Sarah T. Reed High School System	Restraint	~	~	<10
McDonogh 35 Senior High School System	Restraint	~	~	<10
Opportunities Academy School System	Restraint	~	~	<10
Assumption Parish School System	Seclusion	~	~	<10
Bossier Parish School System	Seclusion	~	~	<10
Bossier Parish School System	Seclusion	~	~	<10

NOTE: The Department is sunsetting the format of this report from Word to Excel for subsequent reports.



**Use of Seclusion and Restraint for Students with Disabilities
2022-2023 School Year Data Report**

LEA Name	Seclusion/Restraint	Age	Total Incidents	Total Students
Bossier Parish School System	Seclusion	~	~	<10
Bossier Parish School System	Seclusion	~	~	<10
Bossier Parish School System	Seclusion	~	~	<10
Bossier Parish School System	Seclusion	~	~	<10
Caddo Parish School System	Seclusion	~	~	<10
Caddo Parish School System	Seclusion	~	~	<10
Caddo Parish School System	Seclusion	~	~	<10
Calcasieu Parish School System	Seclusion	~	~	<10
Franklin Parish School System	Seclusion	~	~	<10
Iberville Parish School System	Seclusion	~	~	<10
Jefferson Davis Parish School System	Seclusion	~	~	<10
Lafourche Parish School System	Seclusion	~	~	<10
Livingston Parish School System	Seclusion	~	~	<10
Livingston Parish School System	Seclusion	~	~	<10
Livingston Parish School System	Seclusion	~	~	<10
Livingston Parish School System	Seclusion	~	~	<10
Livingston Parish School System	Seclusion	~	~	<10
St. Bernard Parish School System	Seclusion	~	~	<10
St. Tammany Parish School System	Seclusion	~	~	<10
St. Tammany Parish School System	Seclusion	~	~	<10
St. Tammany Parish School System	Seclusion	~	~	<10
Vermilion Parish School System	Seclusion	~	~	<10
Vermilion Parish School System	Seclusion	~	~	<10
Crescent City School System	Seclusion	~	~	<10
Crescent City School System	Seclusion	~	~	<10
Crescent City School System	Seclusion	~	~	<10
Crescent City School System	Seclusion	~	~	<10
Crescent City School System	Seclusion	~	~	<10
Akili Academy of New Orleans School System	Seclusion	~	~	<10
Akili Academy of New Orleans School System	Seclusion	~	~	<10
Akili Academy of New Orleans School System	Seclusion	~	~	<10
Collegiate Academies School System	Seclusion	~	~	<10
New Orleans College Prep School System	Seclusion	~	~	<10
Knowledge is Power Program School System	Seclusion	~	~	<10
Rooted School System	Seclusion	~	~	<10
Warren Easton Charter Foundation, Inc. School System	Seclusion	~	~	<10
Total			879	329

NOTE: The Department is sunsetting the format of this report from Word to Excel for subsequent reports.



**Use of Seclusion and Restraint for Students with Disabilities
2022-2023 School Year Data Report**

Table 3. Seclusion & Restraint Count of Incidents & Students by Primary Exceptionality, 2022-2023 School Year

LEA Name	Seclusion/Restraint	Primary Exceptionality	Total Incidents	Total Students
Acadia Parish School System	Restraint	~	~	<10
Acadia Parish School System	Restraint	~	~	<10
Acadia Parish School System	Restraint	~	~	<10
Acadia Parish School System	Restraint	~	~	<10
Allen Parish School System	Restraint	~	~	<10
Allen Parish School System	Restraint	~	~	<10
Allen Parish School System	Restraint	~	~	<10
Ascension Parish School System	Restraint	~	~	<10
Ascension Parish School System	Restraint	~	~	<10
Ascension Parish School System	Restraint	~	~	<10
Ascension Parish School System	Restraint	~	~	<10
Ascension Parish School System	Restraint	~	~	<10
Ascension Parish School System	Restraint	~	~	<10
Assumption Parish School System	Restraint	~	~	<10
Avoyelles Parish School System	Restraint	~	~	<10
Avoyelles Parish School System	Restraint	~	~	<10
Bossier Parish School System	Restraint	~	~	<10
Bossier Parish School System	Restraint	~	~	<10
Bossier Parish School System	Restraint	~	~	<10
Bossier Parish School System	Restraint	~	~	<10
Bossier Parish School System	Restraint	~	~	<10
Bossier Parish School System	Restraint	~	~	<10
Bossier Parish School System	Restraint	~	~	<10
Bossier Parish School System	Restraint	~	~	<10
Bossier Parish School System	Restraint	~	~	<10
Caddo Parish School System	Restraint	~	~	<10
Caddo Parish School System	Restraint	~	~	<10
Caddo Parish School System	Restraint	~	~	<10
Caddo Parish School System	Restraint	~	~	<10
Calcasieu Parish School System	Restraint	~	~	<10
Calcasieu Parish School System	Restraint	~	~	<10
Evangeline Parish School System	Restraint	~	~	<10
Evangeline Parish School System	Restraint	~	~	<10
Evangeline Parish School System	Restraint	~	~	<10
Evangeline Parish School System	Restraint	~	~	<10
Franklin Parish School System	Restraint	~	~	<10
Franklin Parish School System	Restraint	~	~	<10
Iberville Parish School System	Restraint	~	~	<10
Jefferson Parish School System	Restraint	~	~	<10
Jefferson Parish School System	Restraint	~	~	<10
Jefferson Parish School System	Restraint	~	~	<10

NOTE: The Department is sunsetting the format of this report from Word to Excel for subsequent reports.



**Use of Seclusion and Restraint for Students with Disabilities
2022-2023 School Year Data Report**

LEA Name	Seclusion/Restraint	Primary Exceptionality	Total Incidents	Total Students
Jefferson Parish School System	Restraint	~	~	<10
Jefferson Davis Parish School System	Restraint	~	~	<10
Jefferson Davis Parish School System	Restraint	~	~	<10
Jefferson Davis Parish School System	Restraint	~	~	<10
Lafayette Parish School System	Restraint	~	~	<10
Lafayette Parish School System	Restraint	~	~	<10
Lafayette Parish School System	Restraint	~	~	<10
Lafayette Parish School System	Restraint	~	~	<10
Lafayette Parish School System	Restraint	~	~	<10
Lafourche Parish School System	Restraint	~	~	<10
LaSalle Parish School System	Restraint	~	~	<10
LaSalle Parish School System	Restraint	~	~	<10
LaSalle Parish School System	Restraint	~	~	<10
Lincoln Parish School System	Restraint	~	~	<10
Livingston Parish School System	Restraint	~	~	<10
Livingston Parish School System	Restraint	~	~	<10
Livingston Parish School System	Restraint	~	~	<10
Livingston Parish School System	Restraint	~	~	<10
Livingston Parish School System	Restraint	~	~	<10
Livingston Parish School System	Restraint	~	~	<10
Livingston Parish School System	Restraint	~	~	<10
Plaquemines Parish School System	Restraint	~	~	<10
Rapides Parish School System	Restraint	Autism	72	14
Rapides Parish School System	Restraint	Developmental Delay	19	10
Rapides Parish School System	Restraint	~	~	<10
Rapides Parish School System	Restraint	~	~	<10
Rapides Parish School System	Restraint	~	~	<10
Rapides Parish School System	Restraint	~	~	<10
Rapides Parish School System	Restraint	~	~	<10
Rapides Parish School System	Restraint	~	~	<10
Rapides Parish School System	Restraint	~	~	<10
Sabine Parish School System	Restraint	~	~	<10
St. Bernard Parish School System	Restraint	~	~	<10
St. Charles Parish School System	Restraint	~	~	<10
St. Charles Parish School System	Restraint	~	~	<10
St. Charles Parish School System	Restraint	~	~	<10
St. Charles Parish School System	Restraint	~	~	<10
St. Charles Parish School System	Restraint	~	~	<10
St. Charles Parish School System	Restraint	~	~	<10
St. Charles Parish School System	Restraint	~	~	<10
St. Charles Parish School System	Restraint	~	~	<10
St. James Parish School System	Restraint	~	~	<10

NOTE: The Department is sunsetting the format of this report from Word to Excel for subsequent reports.



**Use of Seclusion and Restraint for Students with Disabilities
2022-2023 School Year Data Report**

LEA Name	Seclusion/Restraint	Primary Exceptionality	Total Incidents	Total Students
St. James Parish School System	Restraint	~	~	<10
St. James Parish School System	Restraint	~	~	<10
St.Tammany Parish School System	Restraint	Autism	26	10
St.Tammany Parish School System	Restraint	Developmental Delay	55	18
St.Tammany Parish School System	Restraint	~	~	<10
St.Tammany Parish School System	Restraint	~	~	<10
St.Tammany Parish School System	Restraint	~	~	<10
St.Tammany Parish School System	Restraint	~	~	<10
Tangipahoa Parish School System	Restraint	~	~	<10
Tangipahoa Parish School System	Restraint	~	~	<10
Tangipahoa Parish School System	Restraint	~	~	<10
Tangipahoa Parish School System	Restraint	~	~	<10
Tangipahoa Parish School System	Restraint	~	~	<10
Tangipahoa Parish School System	Restraint	~	~	<10
Vermilion Parish School System	Restraint	~	~	<10
Vermilion Parish School System	Restraint	~	~	<10
Vermilion Parish School System	Restraint	~	~	<10
Vermilion Parish School System	Restraint	~	~	<10
Vermilion Parish School System	Restraint	~	~	<10
Vermilion Parish School System	Restraint	~	~	<10
Vermilion Parish School System	Restraint	~	~	<10
Washington Parish School System	Restraint	~	~	<10
Washington Parish School System	Restraint	~	~	<10
Webster Parish School System	Restraint	~	~	<10
Webster Parish School System	Restraint	~	~	<10
City of Bogalusa School System	Restraint	~	~	<10
Crescent City School System	Restraint	~	~	<10
Crescent City School System	Restraint	~	~	<10
Morris Jeff School System	Restraint	~	~	<10
Collegiate Academies School System	Restraint	~	~	<10
Collegiate Academies School System	Restraint	~	~	<10
Collegiate Academies School System	Restraint	~	~	<10
Collegiate Academies School System	Restraint	~	~	<10
Einstein Sarah T. Reed High School System	Restraint	~	~	<10
McDonogh 35 Senior High School System	Restraint	~	~	<10
Opportunities Academy School System	Restraint	~	~	<10

NOTE: The Department is sunsetting the format of this report from Word to Excel for subsequent reports.



**Use of Seclusion and Restraint for Students with Disabilities
2022-2023 School Year Data Report**

LEA Name	Seclusion/Restraint	Primary Exceptionality	Total Incidents	Total Students
Assumption Parish School System	Seclusion	~	~	<10
Bossier Parish School System	Seclusion	~	~	<10
Bossier Parish School System	Seclusion	~	~	<10
Bossier Parish School System	Seclusion	~	~	<10
Bossier Parish School System	Seclusion	~	~	<10
Caddo Parish School System	Seclusion	~	~	<10
Caddo Parish School System	Seclusion	~	~	<10
Calcasieu Parish School System	Seclusion	~	~	<10
Franklin Parish School System	Seclusion	~	~	<10
Iberville Parish School System	Seclusion	~	~	<10
Jefferson Davis Parish School System	Seclusion	~	~	<10
Lafourche Parish School System	Seclusion	~	~	<10
Lafourche Parish School System	Seclusion	~	~	<10
Livingston Parish School System	Seclusion	~	~	<10
Livingston Parish School System	Seclusion	~	~	<10
Livingston Parish School System	Seclusion	~	~	<10
Livingston Parish School System	Seclusion	~	~	<10
St. Bernard Parish School System	Seclusion	~	~	<10
St. Tammany Parish School System	Seclusion	~	~	<10
St. Tammany Parish School System	Seclusion	~	~	<10
Vermilion Parish School System	Seclusion	~	~	<10
Vermilion Parish School System	Seclusion	~	~	<10
Crescent City School System	Seclusion	~	~	<10
Crescent City School System	Seclusion	~	~	<10
Crescent City School System	Seclusion	~	~	<10
Akili Academy of New Orleans School System	Seclusion	~	~	<10
Collegiate Academies School System	Seclusion	~	~	<10
New Orleans College Prep School System	Seclusion	~	~	<10
Knowledge is Power Program School System	Seclusion	~	~	<10
Rooted School System	Seclusion	~	~	<10
Rooted School System	Seclusion	~	~	<10
Rooted School System	Seclusion	~	~	<10
Warren Easton Charter Foundation, Inc. School System	Seclusion	~	~	<10
Total			879	329

NOTE: The Department is sunsetting the format of this report from Word to Excel for subsequent reports.



**Use of Seclusion and Restraint for Students with Disabilities
2022-2023 School Year Data Report**

Table 4. Seclusion & Restraint Count of Incidents & Students by Race / Ethnicity, 2022-2023 School Year

LEA Name	Seclusion/Restraint	Ethnicity	Total Incidents	Total Students
Acadia Parish School System	Restraint	~	~	<10
Acadia Parish School System	Restraint	~	~	<10
Allen Parish School System	Restraint	~	~	<10
Allen Parish School System	Restraint	~	~	<10
Ascension Parish School System	Restraint	~	~	<10
Ascension Parish School System	Restraint	~	~	<10
Ascension Parish School System	Restraint	~	~	<10
Assumption Parish School System	Restraint	~	~	<10
Avoyelles Parish School System	Restraint	~	~	<10
Bossier Parish School System	Restraint	~	~	<10
Bossier Parish School System	Restraint	~	~	<10
Bossier Parish School System	Restraint	~	~	<10
Bossier Parish School System	Restraint	~	~	<10
Bossier Parish School System	Restraint	White	50	12
Caddo Parish School System	Restraint	~	~	<10
Caddo Parish School System	Restraint	~	~	<10
Caddo Parish School System	Restraint	~	~	<10
Caddo Parish School System	Restraint	~	~	<10
Calcasieu Parish School System	Restraint	~	~	<10
Calcasieu Parish School System	Restraint	~	~	<10
Calcasieu Parish School System	Restraint	~	~	<10
Evangeline Parish School System	Restraint	~	~	<10
Evangeline Parish School System	Restraint	~	~	<10
Franklin Parish School System	Restraint	~	~	<10
Franklin Parish School System	Restraint	~	~	<10
Iberville Parish School System	Restraint	~	~	<10
Jefferson Parish School System	Restraint	~	~	<10
Jefferson Parish School System	Restraint	~	~	<10
Jefferson Davis Parish School System	Restraint	~	~	<10
Jefferson Davis Parish School System	Restraint	~	~	<10
Lafayette Parish School System	Restraint	~	~	<10
Lafayette Parish School System	Restraint	~	~	<10
Lafourche Parish School System	Restraint	~	~	<10
LaSalle Parish School System	Restraint	~	~	<10
LaSalle Parish School System	Restraint	~	~	<10
LaSalle Parish School System	Restraint	~	~	<10
Lincoln Parish School System	Restraint	~	~	<10
Livingston Parish School System	Restraint	~	~	<10
Livingston Parish School System	Restraint	~	~	<10

NOTE: The Department is sunsetting the format of this report from Word to Excel for subsequent reports.



**Use of Seclusion and Restraint for Students with Disabilities
2022-2023 School Year Data Report**

LEA Name	Seclusion/Restraint	Ethnicity	Total Incidents	Total Students
Livingston Parish School System	Restraint	~	~	<10
Plaquemines Parish School System	Restraint	~	~	<10
Rapides Parish School System	Restraint	~	~	<10
Rapides Parish School System	Restraint	~	~	<10
Rapides Parish School System	Restraint	Black or African American	43	14
Rapides Parish School System	Restraint	~	~	<10
Rapides Parish School System	Restraint	~	~	<10
Rapides Parish School System	Restraint	White	61	19
Sabine Parish School System	Restraint	~	~	<10
St. Bernard Parish School System	Restraint	~	~	<10
St. Charles Parish School System	Restraint	~	~	<10
St. Charles Parish School System	Restraint	~	~	<10
St. Charles Parish School System	Restraint	~	~	<10
St. Charles Parish School System	Restraint	~	~	<10
St. Charles Parish School System	Restraint	White	54	13
St. James Parish School System	Restraint	~	~	<10
St. James Parish School System	Restraint	~	~	<10
St.Tammany Parish School System	Restraint	Black or African American	44	18
St.Tammany Parish School System	Restraint	~	~	<10
St.Tammany Parish School System	Restraint	~	~	<10
St.Tammany Parish School System	Restraint	~	~	<10
St.Tammany Parish School System	Restraint	White	57	20
Tangipahoa Parish School System	Restraint	~	~	<10
Tangipahoa Parish School System	Restraint	~	~	<10
Tangipahoa Parish School System	Restraint	~	~	<10
Tangipahoa Parish School System	Restraint	~	~	<10
Vermilion Parish School System	Restraint	~	~	<10
Vermilion Parish School System	Restraint	~	~	<10
Vermilion Parish School System	Restraint	~	~	<10
Vermilion Parish School System	Restraint	~	~	<10
Washington Parish School System	Restraint	~	~	<10
Washington Parish School System	Restraint	~	~	<10
Webster Parish School System	Restraint	~	~	<10
Webster Parish School System	Restraint	~	~	<10
Webster Parish School System	Restraint	~	~	<10
City of Bogalusa School System	Restraint	~	~	<10
Crescent City School System	Restraint	~	~	<10
Morris Jeff School System	Restraint	~	~	<10

NOTE: The Department is sunsetting the format of this report from Word to Excel for subsequent reports.



**Use of Seclusion and Restraint for Students with Disabilities
2022-2023 School Year Data Report**

LEA Name	Seclusion/Restraint	Ethnicity	Total Incidents	Total Students
Collegiate Academies School System	Restraint	~	~	<10
McDonogh 35 Senior High School System	Restraint	~	~	<10
Opportunities Academy School System	Restraint	~	~	<10
Assumption Parish School System	Seclusion	~	~	<10
Bossier Parish School System	Seclusion	~	~	<10
Bossier Parish School System	Seclusion	~	~	<10
Bossier Parish School System	Seclusion	~	~	<10
Caddo Parish School System	Seclusion	~	~	<10
Caddo Parish School System	Seclusion	~	~	<10
Calcasieu Parish School System	Seclusion	~	~	<10
Franklin Parish School System	Seclusion	~	~	<10
Iberville Parish School System	Seclusion	~	~	<10
Jefferson Davis Parish School System	Seclusion	~	~	<10
Lafourche Parish School System	Seclusion	~	~	<10
Livingston Parish School System	Seclusion	~	~	<10
Livingston Parish School System	Seclusion	~	~	<10
St. Bernard Parish School System	Seclusion	~	~	<10
St.Tammany Parish School System	Seclusion	~	~	<10
St.Tammany Parish School System	Seclusion	~	~	<10
Vermilion Parish School System	Seclusion	~	~	<10
Vermilion Parish School System	Seclusion	~	~	<10
Crescent City School System	Seclusion	~	~	<10
Crescent City School System	Seclusion	~	~	<10
Akili Academy of New Orleans School System	Seclusion	~	~	<10
Akili Academy of New Orleans School System	Seclusion	~	~	<10
Collegiate Academies School System	Seclusion	~	~	<10
New Orleans College Prep School System	Seclusion	~	~	<10
Knowledge is Power Program School System	Seclusion	~	~	<10
Rooted School System	Seclusion	~	~	<10
Rooted School System	Seclusion	~	~	<10
Warren Easton Charter Foundation, Inc. School System	Seclusion	~	~	<10
Total			879	329

NOTE: The Department is sunsetting the format of this report from Word to Excel for subsequent reports.



**Use of Seclusion and Restraint for Students with Disabilities
2022-2023 School Year Data Report**

Table 5. Seclusion & Restraint Count of Incidents & Students by Gender, 2022-2023 School Year

LEA Name	Seclusion/Restraint	Gender	Total Incidents	Total Students
Acadia Parish School System	Restraint	~	~	<10
Allen Parish School System	Restraint	~	~	<10
Ascension Parish School System	Restraint	~	~	<10
Ascension Parish School System	Restraint	M	49	15
Assumption Parish School System	Restraint	~	~	<10
Avoyelles Parish School System	Restraint	~	~	<10
Bossier Parish School System	Restraint	~	~	<10
Bossier Parish School System	Restraint	M	79	22
Caddo Parish School System	Restraint	~	~	<10
Caddo Parish School System	Restraint	~	~	<10
Calcasieu Parish School System	Restraint	~	~	<10
Evangeline Parish School System	Restraint	~	~	<10
Franklin Parish School System	Restraint	~	~	<10
Iberville Parish School System	Restraint	~	~	<10
Jefferson Parish School System	Restraint	~	~	<10
Jefferson Parish School System	Restraint	~	~	<10
Jefferson Davis Parish School System	Restraint	~	~	<10
Jefferson Davis Parish School System	Restraint	~	~	<10
Lafayette Parish School System	Restraint	~	~	<10
Lafourche Parish School System	Restraint	~	~	<10
LaSalle Parish School System	Restraint	~	~	<10
LaSalle Parish School System	Restraint	~	~	<10
Lincoln Parish School System	Restraint	~	~	<10
Livingston Parish School System	Restraint	~	~	<10
Livingston Parish School System	Restraint	~	~	<10
Plaquemines Parish School System	Restraint	~	~	<10
Rapides Parish School System	Restraint	~	~	<10
Rapides Parish School System	Restraint	M	98	30
Sabine Parish School System	Restraint	~	~	<10
St. Bernard Parish School System	Restraint	~	~	<10
St. Charles Parish School System	Restraint	~	~	<10
St. Charles Parish School System	Restraint	M	67	21
St. James Parish School System	Restraint	~	~	<10
St. James Parish School System	Restraint	~	~	<10
St. Tammany Parish School System	Restraint	~	~	<10
St. Tammany Parish School System	Restraint	M	118	42
Tangipahoa Parish School System	Restraint	~	~	<10
Tangipahoa Parish School System	Restraint	M	37	14
Vermilion Parish School System	Restraint	~	~	<10
Vermilion Parish School System	Restraint	M	18	11
Washington Parish School System	Restraint	~	~	<10

NOTE: The Department is sunsetting the format of this report from Word to Excel for subsequent reports.



**Use of Seclusion and Restraint for Students with Disabilities
2022-2023 School Year Data Report**

LEA Name	Seclusion/Restraint	Gender	Total Incidents	Total Students
Webster Parish School System	Restraint	~	~	<10
City of Bogalusa School System	Restraint	~	~	<10
Crescent City School System	Restraint	~	~	<10
Crescent City School System	Restraint	~	~	<10
Morris Jeff School System	Restraint	~	~	<10
Collegiate Academies School System	Restraint	~	~	<10
Collegiate Academies School System	Restraint	~	~	<10
Einstein Sarah T. Reed High School System	Restraint	~	~	<10
McDonogh 35 Senior High School System	Restraint	~	~	<10
Opportunities Academy School System	Restraint	~	~	<10
Assumption Parish School System	Seclusion	~	~	<10
Bossier Parish School System	Seclusion	~	~	<10
Bossier Parish School System	Seclusion	~	~	<10
Caddo Parish School System	Seclusion	~	~	<10
Caddo Parish School System	Seclusion	~	~	<10
Calcasieu Parish School System	Seclusion	~	~	<10
Franklin Parish School System	Seclusion	~	~	<10
Iberville Parish School System	Seclusion	~	~	<10
Jefferson Davis Parish School System	Seclusion	~	~	<10
Lafourche Parish School System	Seclusion	~	~	<10
Livingston Parish School System	Seclusion	~	~	<10
Livingston Parish School System	Seclusion	~	~	<10
St. Bernard Parish School System	Seclusion	~	~	<10
St. Tammany Parish School System	Seclusion	~	~	<10
Vermilion Parish School System	Seclusion	~	~	<10
Crescent City School System	Seclusion	~	~	<10
Crescent City School System	Seclusion	~	~	<10
Akili Academy of New Orleans School System	Seclusion	~	~	<10
Akili Academy of New Orleans School System	Seclusion	~	~	<10
Collegiate Academies School System	Seclusion	~	~	<10
New Orleans College Prep School System	Seclusion	~	~	<10
Knowledge is Power Program School System	Seclusion	~	~	<10
Rooted School System	Seclusion	~	~	<10
Warren Easton Charter Foundation, Inc. School System	Seclusion	~	~	<10
Total			879	329

NOTE: The Department is sunsetting the format of this report from Word to Excel for subsequent reports.



**Use of Seclusion and Restraint for Students with Disabilities
2022-2023 School Year Data Report**

Table 6. Seclusion / Restraint Policy Handbook Submission by LEA

LEA Name	Handbook Submission
Acadia Parish	SUBMITTED
Allen Parish	SUBMITTED
Ascension Parish	SUBMITTED
Assumption Parish	SUBMITTED
Avoyelles Parish	SUBMITTED
Beauregard Parish	SUBMITTED
Bienville Parish	SUBMITTED
Bossier Parish	SUBMITTED
Caddo Parish	SUBMITTED
Calcasieu Parish	SUBMITTED
Caldwell Parish	SUBMITTED
Cameron Parish	SUBMITTED
Catahoula Parish	SUBMITTED
Claiborne Parish	SUBMITTED
Concordia Parish	SUBMITTED
DeSoto Parish	SUBMITTED
East Baton Rouge Parish	SUBMITTED
East Carroll Parish	SUBMITTED
East Feliciana Parish	SUBMITTED
Evangeline Parish	SUBMITTED
Franklin Parish	SUBMITTED
Grant Parish	SUBMITTED
Iberia Parish	SUBMITTED
Iberville Parish	SUBMITTED
Jackson Parish	SUBMITTED
Jefferson Parish	SUBMITTED
Jefferson Davis Parish	SUBMITTED
Lafayette Parish	SUBMITTED
Lafourche Parish	SUBMITTED
LaSalle Parish	SUBMITTED
Lincoln Parish	SUBMITTED
Livingston Parish	SUBMITTED
Madison Parish	SUBMITTED
Morehouse Parish	SUBMITTED
Natchitoches Parish	SUBMITTED

NOTE: The Department is sunsetting the format of this report from Word to Excel for subsequent reports.



**Use of Seclusion and Restraint for Students with Disabilities
2022-2023 School Year Data Report**

LEA Name	Handbook Submission
Orleans Parish	SUBMITTED
Ouachita Parish	SUBMITTED
Plaquemines Parish	SUBMITTED
Pointe Coupee Parish	SUBMITTED
Rapides Parish	SUBMITTED
Red River Parish	SUBMITTED
Richland Parish	SUBMITTED
Sabine Parish	SUBMITTED
St. Bernard Parish	SUBMITTED
St. Charles Parish	SUBMITTED
St. Helena Parish	SUBMITTED
St. James Parish	SUBMITTED
St. John the Baptist Parish	SUBMITTED
St. Landry Parish	SUBMITTED
St. Martin Parish	SUBMITTED
St. Mary Parish	SUBMITTED
St. Tammany Parish	SUBMITTED
Tangipahoa Parish	SUBMITTED
Tensas Parish	SUBMITTED
Terrebonne Parish	SUBMITTED
Union Parish	SUBMITTED
Vermilion Parish	SUBMITTED
Vernon Parish	SUBMITTED
Washington Parish	SUBMITTED
Webster Parish	SUBMITTED
West Baton Rouge Parish	SUBMITTED
West Carroll Parish	SUBMITTED
West Feliciana Parish	SUBMITTED
Winn Parish	SUBMITTED
City of Monroe School District	SUBMITTED
City of Bogalusa School District	SUBMITTED
Zachary Community School District	SUBMITTED
City of Baker School District	SUBMITTED
Central Community School District	SUBMITTED
Special School District	SUBMITTED
Pierre A. Capdau Charter School at Avery Alexander	SUBMITTED
Nelson Elementary School	SUBMITTED
Lake Area New Tech Early College High School	SUBMITTED
LA Schools for the Deaf and Visually Impaired	SUBMITTED

NOTE: The Department is sunsetting the format of this report from Word to Excel for subsequent reports.



**Use of Seclusion and Restraint for Students with Disabilities
2022-2023 School Year Data Report**

LEA Name	Handbook Submission
Louisiana Special Education Center	SUBMITTED
New Vision Learning Academy	SUBMITTED
V.B. Glencoe Charter School	SUBMITTED
International School of Louisiana	SUBMITTED
Avoyelles Public Charter School	SUBMITTED
New Orleans Center for Creative Arts (NOCCA)	SUBMITTED
Delhi Charter School	SUBMITTED
Belle Chasse Academy	SUBMITTED
The MAX Charter School	SUBMITTED
D'Arbonne Woods Charter School	SUBMITTED
Madison Preparatory Academy	SUBMITTED
International High School of New Orleans (VIBE)	SUBMITTED
University View Academy	SUBMITTED
Lake Charles Charter Academy	SUBMITTED
Lycee Francais de la Nouvelle-Orleans	SUBMITTED
New Orleans Military & Maritime Academy	SUBMITTED
The NET Charter High School	SUBMITTED
The NET 2 Charter High School	SUBMITTED
New Orleans Accelerated High School	SUBMITTED
Crescent Leadership Academy	SUBMITTED
Harriet Tubman Charter School	SUBMITTED
Dorothy Height Charter formally Paul Habans Charter School	SUBMITTED
Fannie C. Williams Charter School	SUBMITTED
Edgar P. Harney Spirit of Excellence Academy	SUBMITTED
Morris Jeff Community School	SUBMITTED
ReNEW Cultural Arts Academy at Live Oak Elementary	SUBMITTED
ReNEW SciTech Academy at Laurel	SUBMITTED
ReNEW Dolores T. Aaron Elementary	SUBMITTED
ReNEW Accelerated High School	SUBMITTED
ReNEW Schaumburg Elementary	SUBMITTED
ReNew McDonogh City Park Academy	SUBMITTED
Arise Academy	SUBMITTED
Mildred Osborne Charter School	SUBMITTED
Success Preparatory Academy formally Thurgood Marshall	SUBMITTED
Akili Academy of New Orleans	SUBMITTED
Abramson Sci Academy	SUBMITTED
G W Carver High School	SUBMITTED
Livingston Collegiate Academy	SUBMITTED
Sylvanie Williams College Prep	SUBMITTED

NOTE: The Department is sunsetting the format of this report from Word to Excel for subsequent reports.



**Use of Seclusion and Restraint for Students with Disabilities
2022-2023 School Year Data Report**

LEA Name	Handbook Submission
Cohen College Prep formally Walter L. Cohen High School	SUBMITTED
Lawrence D. Crocker College Prep	SUBMITTED
Kenilworth Science and Technology Charter School	SUBMITTED
James M. Singleton Charter School	SUBMITTED
Lafayette Academy	SUBMITTED
Esperanza Charter School	SUBMITTED
Martin Behrman Charter Acad of Creative Arts & Sci	SUBMITTED
Dwight D. Eisenhower Academy of Global Studies	SUBMITTED
William J. Fischer Elementary School	SUBMITTED
McDonogh #32 Literacy Charter School	SUBMITTED
Lord Beaconsfield Landry	SUBMITTED
Linwood Charter School	SUBMITTED
Sophie B. Wright Institute of Academic Excellence	SUBMITTED
KIPP Believe	SUBMITTED
KIPP Morial	SUBMITTED
KIPP Central City	SUBMITTED
KIPP Frederick A. Douglass High School	SUBMITTED
KIPP Leadership	SUBMITTED
KIPP East Community	SUBMITTED
KIPP Booker T Washington	SUBMITTED
KIPP John F. Kennedy High School	SUBMITTED
Samuel J. Green Charter School	SUBMITTED
Arthur Ashe Charter School	SUBMITTED
Joseph S. Clark Preparatory High School	SUBMITTED
Phillis Wheatley Community School	SUBMITTED
Langston Hughes Charter Academy	SUBMITTED
Mary D. Coghill Charter School	SUBMITTED
Lanier Charter School	SUBMITTED
Celerity Crestworth Charter School	SUBMITTED
Dalton Charter School	SUBMITTED
Glen Oaks Middle School	SUBMITTED
Thrive Academy	SUBMITTED
Edward Hynes Charter School - Lakeview	SUBMITTED
Edward Hynes Charter School - UNO	SUBMITTED
Edward Hynes Charter School-Parkview	SUBMITTED
Foundation Preparatory Academy	SUBMITTED
Lafayette Academy Charter School	SUBMITTED
Esperanza Charter School	SUBMITTED
St Landry Charter School	SUBMITTED

NOTE: The Department is sunsetting the format of this report from Word to Excel for subsequent reports.



**Use of Seclusion and Restraint for Students with Disabilities
2022-2023 School Year Data Report**

LEA Name	Handbook Submission
Homer Plessy	SUBMITTED
Rooted School	SUBMITTED
YAC at Lawrence D Crocker	SUBMITTED
JCFA-East	SUBMITTED
Advantage Charter Academy	SUBMITTED
JCFA-Lafayette	SUBMITTED
Tallulah Charter	SUBMITTED
Willow Charter Academy	SUBMITTED
Noble Minds	SUBMITTED
Dr. Martin Luther King Charter School for Sci/Tech	SUBMITTED
Joseph A. Craig Charter School	SUBMITTED
Lincoln Preparatory School	SUBMITTED
Laurel Oaks Charter School	SUBMITTED
Apex Collegiate Academy Charter School	SUBMITTED
Smothers Academy Preparatory School	SUBMITTED
Greater Grace Charter Academy Inc.	SUBMITTED
Iberville Charter Academy	SUBMITTED
Delta Charter School MST	SUBMITTED
Lake Charles College Prep	SUBMITTED
Northeast Claiborne Charter	SUBMITTED
Acadiana Renaissance Charter Academy	SUBMITTED
Louisiana Key Academy	SUBMITTED
Lafayette Renaissance Charter Academy	SUBMITTED
Impact Charter Elementary	SUBMITTED
Vision Academy	SUBMITTED
RSD-Capitol Education Foundation (Capitol High)	SUBMITTED
RSD-Capitol Education Foundation (Capitol High)	SUBMITTED
Louisiana Virtual Charter Academy	SUBMITTED
Southwest Louisiana Charter Academy	SUBMITTED
JS Clark Leadership Academy	SUBMITTED
Baton Rouge University Preparatory Elementary	SUBMITTED
Tangi Academy	SUBMITTED
GEO Prep Academy of Greater Baton Rouge	SUBMITTED
Democracy Prep Baton Rouge	SUBMITTED
Baton Rouge Bridge Academy	SUBMITTED
Baton Rouge College Prep	SUBMITTED
Audubon Charter School	SUBMITTED
Einstein Charter School at Village De L'Est	SUBMITTED
Benjamin Franklin High School	SUBMITTED

NOTE: The Department is sunsetting the format of this report from Word to Excel for subsequent reports.



**Use of Seclusion and Restraint for Students with Disabilities
2022-2023 School Year Data Report**

LEA Name	Handbook Submission
Alice M Harte Elementary Charter School	SUBMITTED
Edna Karr High School	SUBMITTED
Lusher Charter School	SUBMITTED
Eleanor McMain Secondary School	SUBMITTED
Robert Russa Moton Charter School	SUBMITTED
Lake Forest Elementary Charter School	SUBMITTED
New Orleans Charter Science and Mathematics HS	SUBMITTED
ENCORE Academy	SUBMITTED
Bricolage Academy	SUBMITTED
Wilson Charter School	SUBMITTED
Einstein Charter High School at Sarah Towles Reed	SUBMITTED
Einstein Charter Middle Sch at Sarah Towles Reed	SUBMITTED
Einstein Charter at Sherwood Forest	SUBMITTED
McDonogh 42 Charter School	SUBMITTED
New Harmony High Institute	SUBMITTED
Athlos Academy of Jefferson Parish	SUBMITTED
Audubon Charter School - Gentilly	SUBMITTED
Rosenwald Collegiate Academy	SUBMITTED
Dwight D. Eisenhower Charter School	SUBMITTED
Living School, Inc.	SUBMITTED
GEO Next Generation High School	SUBMITTED
Red River Charter Academy	SUBMITTED
McDonogh 35 Senior High School	SUBMITTED
Opportunities Academy	SUBMITTED
IDEA Public Schools	SUBMITTED
Collegiate Baton Rouge	SUBMITTED
GEO Prep Mid-City of Greater Baton Rouge	SUBMITTED
Warren Easton Charter Foundation, Inc.	SUBMITTED
Pierre A. Capdau Charter School	SUBMITTED
LA Key Academy Northshore	SUBMITTED
Baton Rouge Ochsner Discovery	SUBMITTED
Kenilworth Science and Technology School	SUBMITTED
Collegiate NOLAS	SUBMITTED
Mildred Osborne Charter School	SUBMITTED
LA Key Academy Caddo	SUBMITTED
Prescott Academy	SUBMITTED

NOTE: The Department is sunsetting the format of this report from Word to Excel for subsequent reports.