



## Use of Seclusion and Restraint for Students with Disabilities 2021-2022 School Year Data Report

### Background

Act 522 (2016) requires the Louisiana Department of Education (LDOE) to collect data on the use of seclusion and restraint for students with disabilities and produce an annual report that includes:

- the number of incidents of physical restraint disaggregated by school system, student age, race, ethnicity, gender, and student disability classification;
- the number of incidents of seclusion disaggregated by school system, student age, race, ethnicity, gender, and student disability classification; and
- a list of school systems that complied with the reporting requirements.

This report reflects data collected in the Special Education Reporting System (SER) and are specific to students with disabilities receiving special education services pursuant to the Individuals with Disabilities Education Act (IDEA). The LDOE instituted changes and expanded communication to improve seclusion and restraint data quality. The LDOE directly engages local education agencies (LEAs) in a data verification process to ensure data reflected in this report are valid and reliable. The LDOE also communicates reporting requirements of the law to LEAs through standard communication methods including newsletter announcements and webinars. All data reflect seclusion and restraint incidents that occurred during the 2021-2022 school year.

### Results

During the 2021-2022 school year, 43 school systems submitted incidents of seclusion and restraint. These submissions include 852 incidents of seclusion and restraint involving 285 students with disabilities across the state. In total 0.29% of the total population of students with disabilities were reported as involved in incidents of seclusion and restraint.

*Table 1. Seclusion / Restraint Overview by LEA, 2021-2022 School Year*

LEA Name	Total Incidents	Total Students	Total IEPs	Students Secluded/Restrained as % of Total IEPs
Acadia Parish School System	19	7	1,170	0.60%
Allen Parish School System	4	1	490	0.20%
Ascension Parish School System	18	10	2,644	0.38%
Assumption Parish School System	0	0	480	0.00%
Avoyelles Parish School System	3	2	638	0.16%
Beauregard Parish School System	0	0	971	0.00%
Bienville Parish School System	1	1	326	0.31%
Bossier Parish School System	77	17	3,612	0.47%
Caddo Parish School System	12	9	4,736	0.17%
Calcasieu Parish School System	21	13	4,906	0.26%
Caldwell Parish School System	1	1	300	0.33%
Cameron Parish School System	0	0	199	0.00%
Catahoula Parish School System	0	0	155	0.00%
Claiborne Parish School System	0	0	366	0.00%



**Use of Seclusion and Restraint for Students with Disabilities  
2021-2022 School Year Data Report**

LEA Name	Total Incidents	Total Students	Total IEPs	Students Secluded/Restrained as % of Total IEPs
Concordia Parish School System	2	2	404	0.50%
DeSoto Parish School System	0	0	551	0.00%
East Baton Rouge Parish School System	0	0	4,665	0.00%
East Carroll Parish School System	0	0	107	0.00%
East Feliciana Parish School System	0	0	228	0.00%
Evangeline Parish School System	7	5	979	0.51%
Franklin Parish School System	6	2	481	0.42%
Grant Parish School System	1	1	596	0.17%
Iberia Parish School System	0	0	1,622	0.00%
Iberville Parish School System	15	3	486	0.41%
Jackson Parish School System	0	0	261	0.00%
Jefferson Parish School System	6	5	6,292	0.08%
Jefferson Davis Parish School System	1	1	839	0.12%
Lafayette Parish School System	22	12	2,981	0.37%
Lafourche Parish School System	10	5	1,415	0.35%
LaSalle Parish School System	5	2	317	0.63%
Lincoln Parish School System	2	1	1,059	0.09%
Livingston Parish School System	61	24	3,879	0.59%
Madison Parish School System	0	0	194	0.00%
Morehouse Parish School System	1	1	567	0.18%
Natchitoches Parish School System	0	0	640	0.00%
Orleans Parish School System	1	1	591	0.17%
Ouachita Parish School System	0	0	2,660	0.00%
Plaquemines Parish School System	0	0	567	0.00%
Pointe Coupee Parish School System	0	0	375	0.00%
Rapides Parish School System	73	33	3,095	1.03%
Red River Parish School System	0	0	205	0.00%
Richland Parish School System	0	0	413	0.00%
Sabine Parish School System	4	3	506	0.59%
St. Bernard Parish School System	0	0	952	0.00%
St. Charles Parish School System	136	24	1,182	2.03%
St. Helena Parish School System	0	0	209	0.00%
St. James Parish School System	1	1	540	0.19%
St. John the Baptist Parish School System	0	0	679	0.00%
St. Landry Parish School System	0	0	1,852	0.00%
St. Martin Parish School System	0	0	895	0.00%



**Use of Seclusion and Restraint for Students with Disabilities  
2021-2022 School Year Data Report**

LEA Name	Total Incidents	Total Students	Total IEPs	Students Secluded/Restrained as % of Total IEPs
St. Mary Parish School System	0	0	1,419	0.00%
St. Tammany Parish School System	85	44	6,941	0.63%
Tangipahoa Parish Schools	28	16	2,820	0.57%
Tensas Parish School System	0	0	88	0.00%
Terrebonne Parish School System	0	0	1,839	0.00%
Union Parish School System	0	0	261	0.00%
Vermilion Parish School System	6	4	1,296	0.31%
Vernon Parish School System	6	3	1,230	0.24%
Washington Parish School System	4	3	1,007	0.30%
Webster Parish School System	1	1	884	0.11%
West Baton Rouge Parish School System	0	0	512	0.00%
West Carroll Parish School System	0	0	298	0.00%
West Feliciana Parish School System	0	0	358	0.00%
Winn Parish School System	0	0	319	0.00%
City of Monroe School System	0	0	1,369	0.00%
City of Bogalusa School System	0	0	365	0.00%
Zachary Community School System	0	0	588	0.00%
City of Baker School System	0	0	108	0.00%
Central Community School System	0	0	531	0.00%
Special School District	0	0	182	0.00%
Louisiana School for Math Science & the Arts School System	0	0	0	0.00%
Louisiana School for the Deaf and Visually Impaired School System	0	0	162	0.00%
LSU Laboratory School System	0	0	0	0.00%
Southern University Lab School System	0	0	0	0.00%
New Vison School System	0	0	32	0.00%
Glencoe Charter School System	0	0	37	0.00%
International School of Louisiana School System	0	0	117	0.00%
Avoyelles Charter School System	0	0	45	0.00%
New Orleans Center for Creative Arts School System	0	0	9	0.00%
Delhi Charter School System	0	0	59	0.00%
Belle Chasse Academy School System	0	0	117	0.00%
The MAX Charter School System	0	0	20	0.00%
D'Arbonne Woods School System	0	0	112	0.00%
CSAL Inc. School System	0	0	30	0.00%
Voices for International Business School System	0	0	26	0.00%




**Use of Seclusion and Restraint for Students with Disabilities  
2021-2022 School Year Data Report**

LEA Name	Total Incidents	Total Students	Total IEPs	Students Secluded/Restrained as % of Total IEPs
University View Academy School System	0	0	491	0.00%
Lake Charles Charter School System	0	0	100	0.00%
Lycee Francais de la Nouvelle School System	0	0	104	0.00%
New Orleans Military and Maritime School System	0	0	91	0.00%
Educators for Quality Alternatives	0	0	128	0.00%
Crescent City School System	154	8	284	2.46%
Community Leaders Adv School System	0	0	53	0.00%
Morris Jeff School System	0	0	237	0.00%
ReNew Reinventing Education	0	0	674	0.00%
Shreveport Charter School System	0	0	0	0.00%
Mildred Osborne Charter School System	0	0	111	0.00%
Success Prep School System	0	0	47	0.00%
Akili Academy of New Orleans School System	20	5	119	4.20%
Collegiate Academies School System	5	4	360	1.11%
New Orleans College Prep School System	0	0	37	0.00%
Pelican Educational Foundation School System	0	0	46	0.00%
Dryades YMCA Central Office	0	0	17	0.00%
Choice Foundation	0	0	0	0.00%
Algiers Charter School System	0	0	191	0.00%
Recovery School District-LDE	0	0	69	0.00%
Institute for Academic Excellence School System	0	0	44	0.00%
Knowledge is Power Program School System	1	1	842	0.12%
FirstLine Schools School System	11	2	406	0.49%
ReDesign Schools System	0	0	106	0.00%
Baton Rouge University Prep School System	0	0	0	0.00%
Friendship Louisiana School System	0	0	0	0.00%
Thrive Academy School System	0	0	9	0.00%
Hynes Charter School Corporation School System	0	0	170	0.00%
Community Academies of NO School System	1	1	161	0.62%
Williams Scholar Academy School System	0	0	10	0.00%
St. Landry Charter School System	0	0	13	0.00%
District Location - Homer Plessy Community	0	0	96	0.00%
Rooted School System	7	2	34	5.88%
Young Audiences Charter Association	6	1	47	2.13%
DPS&C School System	0	0	22	0.00%
OJJ School System	0	0	0	0.00%



**Use of Seclusion and Restraint for Students with Disabilities  
2021-2022 School Year Data Report**

LEA Name	Total Incidents	Total Students	Total IEPs	Students Secluded/Restrained as % of Total IEPs
LA Dept Corrections Local Facilities	0	0	0	0.00%
Rutherford House School System	0	0	0	0.00%
Noble Minds School System	0	0	36	0.00%
JCFA-East School System	0	0	31	0.00%
Advantage Charter Academy School System	0	0	51	0.00%
JCFA Lafayette School System	0	0	13	0.00%
Willow Charter Academy School System	0	0	70	0.00%
Dr. Martin Luther King Charter School System	0	0	84	0.00%
Lincoln Prep School System	0	0	133	0.00%
Iberville Charter Academy School System	0	0	56	0.00%
Delta Charter School System	0	0	60	0.00%
Lake Charles College Prep School System	0	0	48	0.00%
Northeast Claiborne Charter School System	0	0	21	0.00%
Acadiana Renaissance Charter Academy School System	0	0	113	0.00%
Louisiana Key Academy Baton Rouge School System	0	0	278	0.00%
Lafayette Charter Foundation School System	0	0	85	0.00%
Education Explosion School System	0	0	25	0.00%
RSD-Capitol Education Foundation	0	0	45	0.00%
Louisiana Virtual Charter Academy School System	0	0	259	0.00%
Southwest Louisiana Charter School System	0	0	79	0.00%
JS Clark Leadership Academy School System	0	0	15	0.00%
GEO Prep Academy of Greater Baton Rouge School System	0	0	85	0.00%
Democracy Prep School System	0	0	79	0.00%
Audubon Charter School System	0	0	137	0.00%
Einstein Charter School at Village De L'Est School System	0	0	22	0.00%
Benjamin Franklin High School System	0	0	10	0.00%
Alice M Harte Elementary Charter School System	0	0	72	0.00%
Edna Karr High School System	0	0	91	0.00%
The Willow School System	0	0	98	0.00%
Eleanor McMain Secondary School System	0	0	93	0.00%
Robert Russa Moton Charter School System	0	0	39	0.00%
Lake Forest Elementary Charter School System	0	0	43	0.00%
New Orleans Charter Science and Mathematics High School System	0	0	59	0.00%
Encore Academy School System	0	0	72	0.00%



**Use of Seclusion and Restraint for Students with Disabilities  
2021-2022 School Year Data Report**

LEA Name	Total Incidents	Total Students	Total IEPs	Students Secluded/Restrained as % of Total IEPs
Bricolage Academy School System	0	0	172	0.00%
Wilson Charter School System	0	0	69	0.00%
Einstein Sarah T. Reed High School System	0	0	49	0.00%
Einstein Charter Middle Sch at Sarah Towles Reed School System	1	1	31	3.23%
Einstein Charter at Sherwood Forest School System	0	0	46	0.00%
McDonogh 42 Charter School System	0	0	47	0.00%
New Harmony High School System	0	0	48	0.00%
Athlos Academy School System	0	0	112	0.00%
Audubon Charter School - Gentilly School System	0	0	71	0.00%
Rosenwald Collegiate Academy School System	0	0	75	0.00%
Dwight D. Eisenhower Charter School System	0	0	65	0.00%
Living School, Inc. School System	0	0	37	0.00%
GEO Next Generation High School System	0	0	36	0.00%
Red River Charter School System	0	0	15	0.00%
McDonogh 35 Senior High School System	0	0	87	0.00%
Opportunities Academy School System	6	2	69	1.45%
IDEA Public Schools System	0	0	33	0.00%
District Location- Collegiate Baton Rouge	0	0	73	0.00%
Success Preparatory Academy School System	0	0	0	
GEO Prep Mid-City of Greater Baton Rouge School System	0	0	88	0.00%
Warren Easton Charter Foundation, Inc. School System	0	0	95	0.00%
Pierre A. Capdau Charter School System	0	0	62	0.00%
GEO Prep Baker School System	0	0	0	0.00%
LA Key Academy School System	0	0	1	0.00%
Total	852	285 <sup>1</sup>	96,360 <sup>2</sup>	0.29%

<sup>1</sup>Incidents of seclusion/restraint were counted one time per student. If a student was restrained and secluded, that student is represented once.

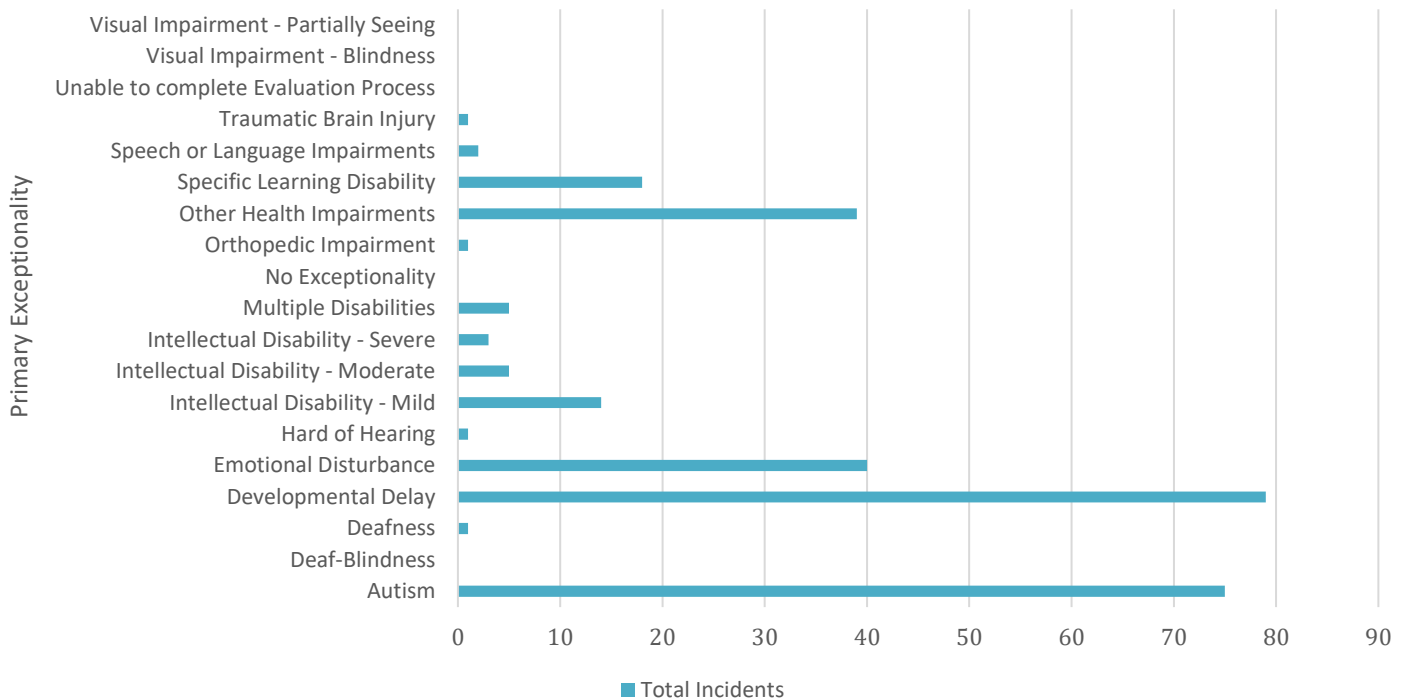
<sup>2</sup>In the 2021-2022 school year, 96,360 students with disabilities had active IEPs.



**Use of Seclusion and Restraint for Students with Disabilities  
2021-2022 School Year Data Report**


The following charts show state level data aggregated by age, race, ethnicity, gender, and student disability classification. Each chart shows the number of students involved compared to the total universe of students with disabilities in the particular group.

*Chart 1. Total Incidents of Seclusion / Restraint by Primary Disability, 2021-2022 School Year*



*Table 2. Seclusion / Restraint Count of Incidents & Students by Primary Exceptionality Statewide Summary, 2021-2022 School Year*

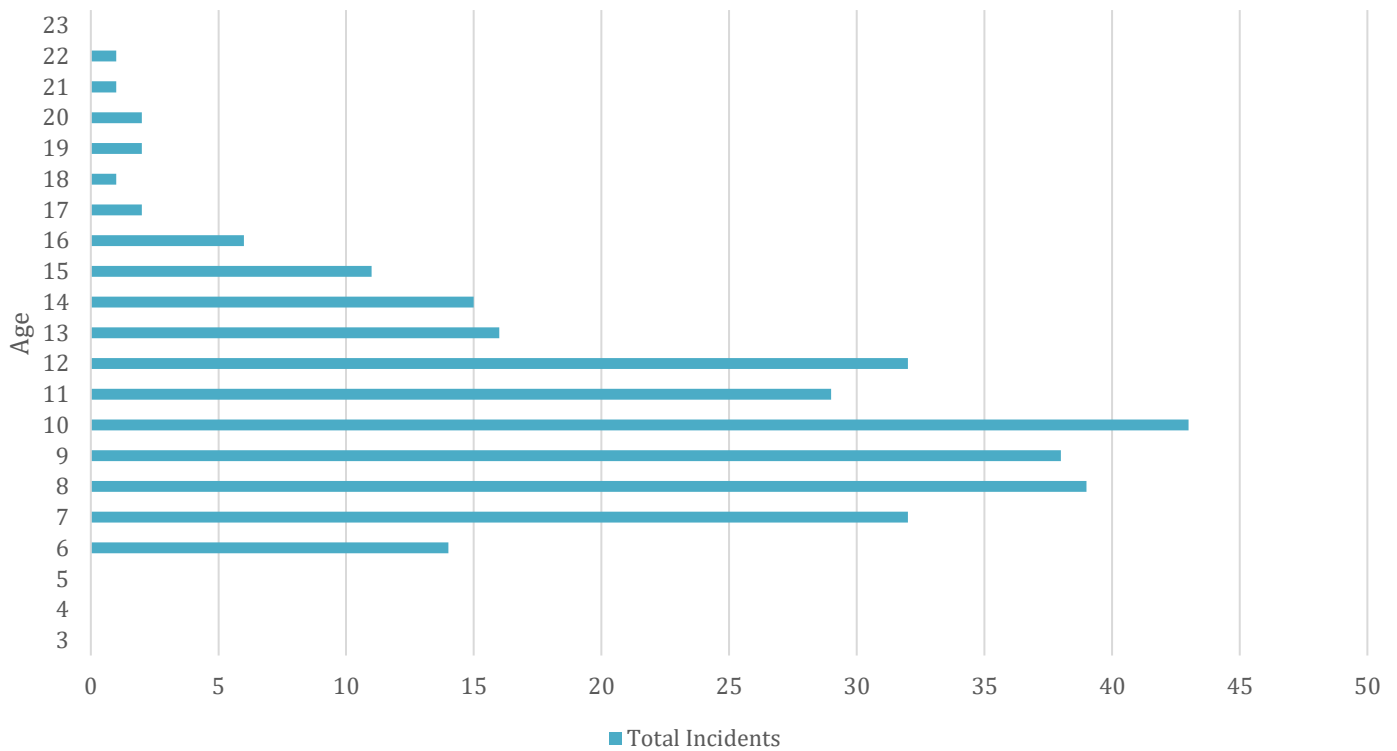
Primary Exceptionality	Total Students	Total Incidents	Percentage of Students With Disability and Incident
Autism	8,440	75	0.8886%
Deaf-Blindness	13	0	0.0000%
Deafness	306	1	0.3268%
Developmental Delay	13,464	79	0.5867%
Emotional Disturbance	1,720	40	2.3256%
Hard of Hearing	814	1	0.1229%
Intellectual Disability - Mild	6,192	14	0.2261%



**Use of Seclusion and Restraint for Students with Disabilities  
2021-2022 School Year Data Report**

Primary Exceptionality	Total Students	Total Incidents	Percentage of Students With Disability and Incident
Intellectual Disability - Moderate	2,604	5	0.1920%
Intellectual Disability - Severe	283	3	1.0601%
Multiple Disabilities	1,122	5	0.4456%
No Exceptionality	1,123	0	0.0000%
Orthopedic Impairment	873	1	0.1145%
Other Health Impairments	12,690	39	0.3073%
Specific Learning Disability	30,290	18	0.0594%
Speech or Language Impairments	15,615	2	0.0128%
Traumatic Brain Injury	240	1	0.4167%
Unable to complete Evaluation Process	63	0	0.0000%
Visual Impairment - Blindness	220	0	0.0000%
Visual Impairment - Partially Seeing	288	0	0.0000%
<b>Total</b>	<b>96,360</b>	<b>284</b>	<b>0.2947%</b>

*Chart 2. Total Incidents of Seclusion / Restraint by Age, 2021-2022 School Year*







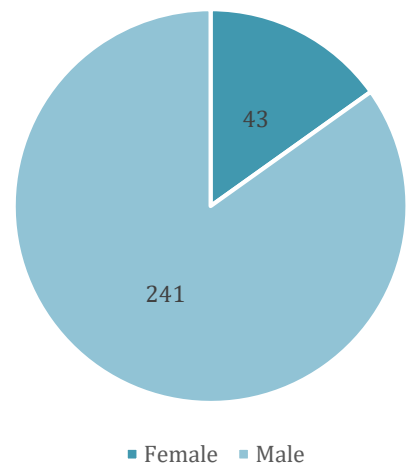
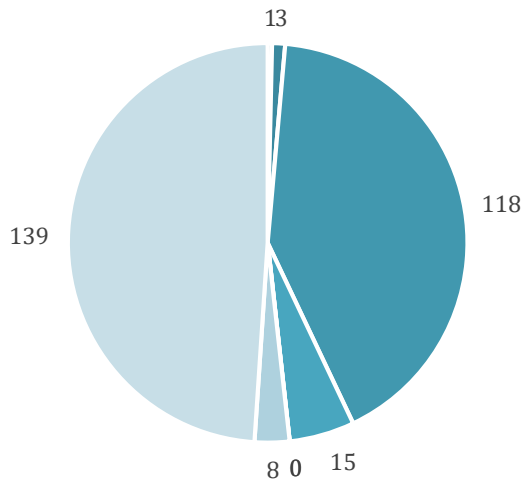
**Use of Seclusion and Restraint for Students with Disabilities  
2021-2022 School Year Data Report**

*Table 3. Seclusion / Restraint Count of Incidents & Students by Age Statewide Summary, 2021-2022 School Year*

Age	IEP Student Count	Incident Student Count	Incident Percentage
3	92	0	0.0000%
4	2,272	0	0.0000%
5	3,515	0	0.0000%
6	5,179	14	0.2703%
7	6,094	32	0.5251%
8	6,873	39	0.5674%
9	7,502	38	0.5065%
10	7,027	43	0.6119%
11	6,640	29	0.4367%
12	6,605	32	0.4845%
13	6,478	16	0.2470%
14	6,550	15	0.2290%
15	6,578	11	0.1672%
16	6,468	6	0.0928%
17	5,749	2	0.0348%
18	5,291	1	0.0189%
19	4,256	2	0.0470%
20	2,202	2	0.0908%
21	610	1	0.1639%
22	270	1	0.3704%
23	109	0	0.0000%
<b>Total</b>	<b>96,360</b>	<b>284</b>	<b>0.2947%</b>

*Charts 3, 4. Total Incidents of Seclusion / Restraint by Race / Ethnicity, and Gender, 2021-2022 School Year*

- American Indian or Alaskan Native
- Asian
- Black or African American
- Hispanic/Latino
- Native Hawaiian or Pacific Islander
- Not Specified
- Two or More Races





**Use of Seclusion and Restraint for Students with Disabilities  
2021-2022 School Year Data Report**

*Table 4. Seclusion / Restraint Count of Incidents & Students by Race / Ethnicity Statewide Summary, 2021-2022 School Year*

Race/Ethnicity	IEP Student Count	Incident Student Count	Incident Percentage
American Indian or Alaskan Native	518	1	0.1931%
Asian	863	3	0.3476%
Black or African American	45,763	118	0.2579%
Hispanic/Latino	5,982	15	0.2508%
Native Hawaiian or Pacific Islander	48	0	0.0000%
Not Specified	4	0	0.0000%
Two or More Races	2,620	8	0.3053%
White	40,562	139	0.3427%
Total	96,360	284	0.2947%

*Table 5. Seclusion / Restraint Count of Incidents & Students by Gender Statewide Summary, 2021-2022 School Year*

Gender	IEP Student Count	Incident Student Count	Incident Percentage
Female	31,736	43	0.1355%
Male	64,624	241	0.3729%
Total	96,360	284	0.2947%



**Use of Seclusion and Restraint for Students with Disabilities  
2021-2022 School Year Data Report**

**APPENDIX - SECLUSION / RESTRAINT TABLES**

The following tables show seclusion/restraint data disaggregated by various variables, and all seclusion and restraint policies submitted by school systems to the LDOE.

The LDOE has modified and/or suppressed data reported to protect the privacy of students in compliance with the Family Educational Rights and Privacy Act (FERPA) codified at 20 U.S.C. 1232g. The strategies used to protect privacy vary and may include rounding or other techniques but do not substantially affect the general usefulness of the data. Because of the privacy protections, numerical and percentage totals may not add precisely to the sum of the row or column to which the total refers.

*Table 1. Seclusion & Restraint Count of Incidents & Students by School Site, 2021-2022 School Year*

*Table 2. Seclusion & Restraint Count of Incidents & Students by Age, 2021-2022 School Year*

*Table 3. Seclusion & Restraint Count of Incidents & Students by Primary Exceptionality, 2021-2022 School Year*

*Table 4. Seclusion & Restraint Count of Incidents & Students by Race / Ethnicity, 2021-2022 School Year*

*Table 5. Seclusion & Restraint Count of Incidents & Students by Gender, 2021-2022 School Year*

*Table 6. Seclusion / Restraint Policy Handbook Submission by LEA*

*Table 1. Seclusion & Restraint Count of Incidents & Students by School Site, 2019-2020 School Year*

LEA Name	Seclusion/Restraint	School Name	Total Incidents	Total Students
Acadia Parish School System	Restraint	Church Point Elementary School	2	2
Acadia Parish School System	Restraint	Estherwood Elementary School	1	1
Acadia Parish School System	Restraint	Martin Petitjean Elementary School	15	3
Acadia Parish School System	Restraint	Mire Elementary School	1	1
Allen Parish School System	Restraint	Reeves High School	4	1
Ascension Parish School System	Restraint	Bullion Primary School	9	3
Ascension Parish School System	Restraint	Duplessis Primary School	1	1
Ascension Parish School System	Restraint	Dutchtown Primary School	2	1
Ascension Parish School System	Restraint	G. W. Carver Primary School	1	1
Ascension Parish School System	Restraint	Gonzales Primary School	1	1
Ascension Parish School System	Restraint	Lowery Elementary School	2	1
Ascension Parish School System	Restraint	Sorrento Primary School	1	1
Ascension Parish School System	Restraint	Spanish Lake Primary School	1	1



**Use of Seclusion and Restraint for Students with Disabilities  
2021-2022 School Year Data Report**

LEA Name	Seclusion/Restraint	School Name	Total Incidents	Total Students
Avoyelles Parish School System	Restraint	Cottonport Elementary	2	1
Avoyelles Parish School System	Restraint	Marksville Elementary School	1	1
Bienville Parish School System	Restraint	Saline High School	1	1
Bossier Parish School System	Restraint	Apollo Elementary School	18	3
Bossier Parish School System	Restraint	Bellaire Elementary School	3	1
Bossier Parish School System	Restraint	Houghton Elementary School	8	5
Bossier Parish School System	Restraint	Legacy Elementary School	2	1
Bossier Parish School System	Restraint	Meadowview Elementary School	25	1
Bossier Parish School System	Restraint	Sun City Elementary School	4	1
Bossier Parish School System	Restraint	T.L. Rodes Elementary School	2	1
Bossier Parish School System	Restraint	W.T. Lewis Elementary School	10	3
Bossier Parish School System	Restraint	Waller Elementary School	5	2
Caddo Parish School System	Restraint	Blanchard Elementary School	2	1
Caddo Parish School System	Restraint	Donnie Bickham Middle School	2	2
Caddo Parish School System	Restraint	E.B. Williams Stoner Hill Elementary School	1	1
Caddo Parish School System	Restraint	Keithville Elementary/Middle School	1	1
Caddo Parish School System	Restraint	North Caddo Elementary-Middle School	1	1
Caddo Parish School System	Restraint	Shreve Island Elementary School	1	1
Caddo Parish School System	Restraint	Summerfield Elementary School	4	2
Calcasieu Parish School System	Restraint	DeQuincy Primary School	1	1
Calcasieu Parish School System	Restraint	Dolby Elementary School	2	1
Calcasieu Parish School System	Restraint	E. K. Key Elementary School	1	1
Calcasieu Parish School System	Restraint	F. K. White Middle School	1	1
Calcasieu Parish School System	Restraint	LaGrange High School	1	1
Calcasieu Parish School System	Restraint	LeBleu Settlement Elementary School	4	1
Calcasieu Parish School System	Restraint	Oak Park Elementary School	1	1
Calcasieu Parish School System	Restraint	S. J. Welsh Middle School	3	1
Calcasieu Parish School System	Restraint	St. John Elementary School	2	1
Calcasieu Parish School System	Restraint	Vinton Elementary School	1	1
Calcasieu Parish School System	Restraint	Western Heights Elementary School	2	2
Caldwell Parish School System	Restraint	Union Central Elementary School	1	1
Concordia Parish School System	Restraint	Ferriday Upper Elementary School	1	1
Concordia Parish School System	Restraint	Monterey High School	1	1
Evangeline Parish School System	Restraint	Chataignier Elementary School	2	2
Evangeline Parish School System	Restraint	Mamou Elementary School	1	1
Evangeline Parish School System	Restraint	Ville Platte Elementary School	4	2



**Use of Seclusion and Restraint for Students with Disabilities  
2021-2022 School Year Data Report**

LEA Name	Seclusion/Restraint	School Name	Total Incidents	Total Students
Franklin Parish School System	Restraint	Baskin School	1	1
Franklin Parish School System	Restraint	Crowville School	5	1
Grant Parish School System	Restraint	Pollock Elementary School	1	1
Iberville Parish School System	Restraint	Iberville Elementary School	5	2
Jefferson Parish School System	Restraint	Kenner Discovery Health Sciences Academy	5	4
Jefferson Parish School System	Restraint	Rudolph Matas School	1	1
Jefferson Davis Parish School System	Restraint	Lacassine High School	1	1
Lafayette Parish School System	Restraint	Alice N. Boucher Elementary School	9	2
Lafayette Parish School System	Restraint	Corporal Michael Middlebrook Elementary School	3	3
Lafayette Parish School System	Restraint	Lafayette Middle School	2	2
Lafayette Parish School System	Restraint	Live Oak Elementary School	3	2
Lafayette Parish School System	Restraint	Martial Billeaud Elementary School	4	2
Lafayette Parish School System	Restraint	Woodvale Elementary School	1	1
Lafourche Parish School System	Restraint	Bayou Community Academy Charter School	1	1
Lafourche Parish School System	Restraint	Cut Off Elementary School	5	1
Lafourche Parish School System	Restraint	Lockport Middle School	2	1
Lafourche Parish School System	Restraint	St. Charles Elementary School	1	1
LaSalle Parish School System	Restraint	Jena High School	3	1
LaSalle Parish School System	Restraint	Jena Junior High School	2	1
Lincoln Parish School System	Restraint	Hillcrest Elementary School	2	1
Livingston Parish School System	Restraint	Albany Middle School	1	1
Livingston Parish School System	Restraint	Albany Upper Elementary School	2	1
Livingston Parish School System	Restraint	Denham Springs High School	1	1
Livingston Parish School System	Restraint	Denham Springs Junior High School	2	1
Livingston Parish School System	Restraint	Eastside Elementary School	1	1
Livingston Parish School System	Restraint	French Settlement High School	2	1
Livingston Parish School System	Restraint	Freshwater Elementary School	15	1
Livingston Parish School System	Restraint	Gray's Creek Elementary School	1	1
Livingston Parish School System	Restraint	Live Oak Middle School	2	2
Livingston Parish School System	Restraint	North Corbin Elementary School	2	2
Livingston Parish School System	Restraint	Seventh Ward Elementary School	4	3
Livingston Parish School System	Restraint	South Walker Elementary School	10	4
Livingston Parish School System	Restraint	Walker Elementary School	6	3
Morehouse Parish School System	Restraint	Morehouse Elementary School	1	1
Orleans Parish School System	Restraint	Mary Bethune Elementary Literature/Technology	1	1
Rapides Parish School System	Restraint	Alexandria Middle Magnet School	3	2




**Use of Seclusion and Restraint for Students with Disabilities  
2021-2022 School Year Data Report**

LEA Name	Seclusion/Restraint	School Name	Total Incidents	Total Students
Rapides Parish School System	Restraint	Bolton High School	4	3
Rapides Parish School System	Restraint	Buckeye Elementary School	1	1
Rapides Parish School System	Restraint	Cherokee Elementary School	2	1
Rapides Parish School System	Restraint	D.F. Huddle Elementary	3	2
Rapides Parish School System	Restraint	Forest Hill Junior High School	22	2
Rapides Parish School System	Restraint	Horseshoe Drive Elementary School	1	1
Rapides Parish School System	Restraint	J.B. Nachman Elementary School	1	1
Rapides Parish School System	Restraint	J.I. Barron Sr. Elementary School	7	3
Rapides Parish School System	Restraint	L.S. Rugg Elementary School	3	3
Rapides Parish School System	Restraint	Lessie Moore Elementary School	3	1
Rapides Parish School System	Restraint	Northwood High School	2	1
Rapides Parish School System	Restraint	Paradise Elementary School	4	3
Rapides Parish School System	Restraint	Pineville Elementary School	2	2
Rapides Parish School System	Restraint	Tioga Elementary School	15	7
Sabine Parish School System	Restraint	Converse High School	2	1
Sabine Parish School System	Restraint	Zwolle Elementary School	2	2
St. Charles Parish School System	Restraint	Allemands Elementary School	77	3
St. Charles Parish School System	Restraint	Ethel Schoeffner Elementary School	11	3
St. Charles Parish School System	Restraint	Hahnville High School	15	1
St. Charles Parish School System	Restraint	Harry M. Hurst Middle School	1	1
St. Charles Parish School System	Restraint	J.B. Martin Middle School	2	2
St. Charles Parish School System	Restraint	Lakewood Elementary School	1	1
St. Charles Parish School System	Restraint	Luling Elementary School	7	3
St. Charles Parish School System	Restraint	Mimosa Park Elementary School	3	2
St. Charles Parish School System	Restraint	Norco Elementary School	3	3
St. Charles Parish School System	Restraint	R.J. Vial Elementary School	15	4
St. Charles Parish School System	Restraint	St. Rose Elementary School	1	1
St. James Parish School System	Restraint	Paulina Elementary School	1	1
St. Tammany Parish School System	Restraint	Abita Springs Elementary School	2	1
St. Tammany Parish School System	Restraint	Bayou Woods Elementary School	6	3



**Use of Seclusion and Restraint for Students with Disabilities  
2021-2022 School Year Data Report**

LEA Name	Seclusion/Restraint	School Name	Total Incidents	Total Students
St. Tammany Parish School System	Restraint	Bonne Ecole Elementary School	1	1
St. Tammany Parish School System	Restraint	Cypress Cove Elementary School	3	2
St. Tammany Parish School System	Restraint	E. E. Lyon Elementary School	3	1
St. Tammany Parish School System	Restraint	Florida Avenue Elementary School	3	3
St. Tammany Parish School System	Restraint	Henry Mayfield Elementary School	1	1
St. Tammany Parish School System	Restraint	Honey Island Elementary School	6	1
St. Tammany Parish School System	Restraint	Joseph B. Lancaster Elementary School	14	4
St. Tammany Parish School System	Restraint	Lake Harbor Middle School	6	4
St. Tammany Parish School System	Restraint	Lee Road Junior High School	11	4
St. Tammany Parish School System	Restraint	Little Pearl Elementary School	2	1
St. Tammany Parish School System	Restraint	Madisonville Elementary School	4	3
St. Tammany Parish School System	Restraint	Mandeville Elementary School	7	4
St. Tammany Parish School System	Restraint	Marigny Elementary School	1	1
St. Tammany Parish School System	Restraint	Pontchartrain Elementary School	6	4
St. Tammany Parish School System	Restraint	Riverside Elementary School	5	4
St. Tammany Parish School System	Restraint	Whispering Forest Elementary School	2	1
St. Tammany Parish School System	Restraint	Woodlake Elementary School	1	1
Tangipahoa Parish Schools	Restraint	D.C. Reeves Elementary School	1	1
Tangipahoa Parish Schools	Restraint	Hammond Eastside Magnet	10	6
Tangipahoa Parish Schools	Restraint	Hammond Westside Montessori	1	1
Tangipahoa Parish Schools	Restraint	Loranger Elementary School	6	2
Tangipahoa Parish Schools	Restraint	Martha Vinyard Elementary School	1	1
Tangipahoa Parish Schools	Restraint	Perrin Early Learning Center	1	1
Tangipahoa Parish Schools	Restraint	Ponchatoula Junior High School	1	1
Tangipahoa Parish Schools	Restraint	Woodland Park Magnet	7	3
Vermilion Parish School System	Restraint	Cecil Picard Elementary School at Maurice	2	1
Vermilion Parish School System	Restraint	Leblanc Elementary School	2	2



**Use of Seclusion and Restraint for Students with Disabilities  
2021-2022 School Year Data Report**

LEA Name	Seclusion/Restraint	School Name	Total Incidents	Total Students
Vermilion Parish School System	Restraint	Meaux Elementary School	1	1
Vernon Parish School System	Restraint	Hornbeck High School	1	1
Vernon Parish School System	Restraint	Pickering Elementary School	1	1
Vernon Parish School System	Restraint	Rosepine Elementary School	2	1
Washington Parish School System	Restraint	Enon Elementary School	1	1
Washington Parish School System	Restraint	Thomas Elementary School	3	2
Webster Parish School System	Restraint	Webster Junior High School	1	1
Crescent City School System	Restraint	Harriet Tubman Charter School	4	2
Akili Academy of New Orleans School System	Restraint	Akili Academy of New Orleans	4	2
Collegiate Academies School System	Restraint	Abramson Sci Academy	3	3
Collegiate Academies School System	Restraint	G W Carver High School	1	1
Knowledge is Power Program School System	Restraint	KIPP Believe	1	1
FirstLine Schools School System	Restraint	Phillis Wheatley Community School	3	1
Community Academies of NO School System	Restraint	Foundation Preparatory Academy	1	1
Rooted School System	Restraint	Rooted School	3	1
Young Audiences Charter Association	Restraint	YACS at Lawrence D. Crocker	5	1
Einstein Charter Middle Sch at Sarah Towles Reed School System	Restraint	Einstein Charter Middle Sch at Sarah Towles Reed	1	1
Opportunities Academy School System	Restraint	Opportunities Academy	6	2
Calcasieu Parish School System	Seclusion	St. John Elementary School	1	1
Calcasieu Parish School System	Seclusion	Western Heights Elementary School	1	1
Iberville Parish School System	Seclusion	Iberville Elementary School	10	2
Lafourche Parish School System	Seclusion	St. Charles Elementary School	1	1
Livingston Parish School System	Seclusion	Doyle Elementary School	6	1
Livingston Parish School System	Seclusion	French Settlement High School	1	1
Livingston Parish School System	Seclusion	South Fork Elementary School	2	1
Livingston Parish School System	Seclusion	South Walker Elementary School	1	1
Livingston Parish School System	Seclusion	Walker Elementary School	2	2
St. Tammany Parish School System	Seclusion	Madisonville Elementary School	1	1
Vermilion Parish School System	Seclusion	Leblanc Elementary School	1	1
Vernon Parish School System	Seclusion	Pickering Elementary School	2	1





**Use of Seclusion and Restraint for Students with Disabilities  
2021-2022 School Year Data Report**

LEA Name	Seclusion/Restraint	School Name	Total Incidents	Total Students
Crescent City School System	Seclusion	Dorothy Height Charter School	28	4
Crescent City School System	Seclusion	Harriet Tubman Charter School	122	4
Akili Academy of New Orleans School System	Seclusion	Akili Academy of New Orleans	16	4
Collegiate Academies School System	Seclusion	Abramson Sci Academy	1	1
FirstLine Schools School System	Seclusion	Phillis Wheatley Community School	8	2
Rooted School System	Seclusion	Rooted School	4	2
Young Audiences Charter Association	Seclusion	YACS at Lawrence D. Crocker	1	1
	Total		852	302 <sup>3</sup>

<sup>3</sup> Incidents of seclusion/restraint were counted separately by student. For example, if a student was secluded and restrained twice, that student is represented twice.

*Table 2. Seclusion & Restraint Count of Incidents & Students by Age, 2021-2022 School Year*

LEA Name	Seclusion/Restraint	Age	Total Incidents	Total Students
Acadia Parish School System	Restraint	~	~	<10
Acadia Parish School System	Restraint	~	~	<10
Acadia Parish School System	Restraint	~	~	<10
Acadia Parish School System	Restraint	~	~	<10
Acadia Parish School System	Restraint	~	~	<10
Allen Parish School System	Restraint	~	~	<10
Ascension Parish School System	Restraint	~	~	<10
Ascension Parish School System	Restraint	~	~	<10
Ascension Parish School System	Restraint	~	~	<10
Ascension Parish School System	Restraint	~	~	<10
Ascension Parish School System	Restraint	~	~	<10
Avoyelles Parish School System	Restraint	~	~	<10
Avoyelles Parish School System	Restraint	~	~	<10
Bienville Parish School System	Restraint	~	~	<10
Bossier Parish School System	Restraint	~	~	<10
Bossier Parish School System	Restraint	~	~	<10
Bossier Parish School System	Restraint	~	~	<10



**Use of Seclusion and Restraint for Students with Disabilities  
2021-2022 School Year Data Report**

LEA Name	Seclusion/Restraint	Age	Total Incidents	Total Students
Bossier Parish School System	Restraint	~	~	<10
Bossier Parish School System	Restraint	~	~	<10
Bossier Parish School System	Restraint	~	~	<10
Bossier Parish School System	Restraint	~	~	<10
Caddo Parish School System	Restraint	~	~	<10
Caddo Parish School System	Restraint	~	~	<10
Caddo Parish School System	Restraint	~	~	<10
Caddo Parish School System	Restraint	~	~	<10
Caddo Parish School System	Restraint	~	~	<10
Caddo Parish School System	Restraint	~	~	<10
Caddo Parish School System	Restraint	~	~	<10
Caddo Parish School System	Restraint	~	~	<10
Calcasieu Parish School System	Restraint	~	~	<10
Calcasieu Parish School System	Restraint	~	~	<10
Calcasieu Parish School System	Restraint	~	~	<10
Calcasieu Parish School System	Restraint	~	~	<10
Calcasieu Parish School System	Restraint	~	~	<10
Calcasieu Parish School System	Restraint	~	~	<10
Calcasieu Parish School System	Restraint	~	~	<10
Calcasieu Parish School System	Restraint	~	~	<10
Caldwell Parish School System	Restraint	~	~	<10
Concordia Parish School System	Restraint	~	~	<10
Concordia Parish School System	Restraint	~	~	<10
Evangeline Parish School System	Restraint	~	~	<10
Evangeline Parish School System	Restraint	~	~	<10
Evangeline Parish School System	Restraint	~	~	<10
Evangeline Parish School System	Restraint	~	~	<10
Franklin Parish School System	Restraint	~	~	<10
Franklin Parish School System	Restraint	~	~	<10
Grant Parish School System	Restraint	~	~	<10
Iberville Parish School System	Restraint	~	~	<10
Iberville Parish School System	Restraint	~	~	<10
Jefferson Parish School System	Restraint	~	~	<10
Jefferson Parish School System	Restraint	~	~	<10
Jefferson Parish School System	Restraint	~	~	<10
Jefferson Parish School System	Restraint	~	~	<10
Jefferson Davis Parish School System	Restraint	~	~	<10
Lafayette Parish School System	Restraint	~	~	<10





**Use of Seclusion and Restraint for Students with Disabilities  
2021-2022 School Year Data Report**

LEA Name	Seclusion/Restraint	Age	Total Incidents	Total Students
St. Charles Parish School System	Restraint	~	~	<10
St. Charles Parish School System	Restraint	~	~	<10
St. Charles Parish School System	Restraint	~	~	<10
St. Charles Parish School System	Restraint	~	~	<10
St. Charles Parish School System	Restraint	~	~	<10
St. Charles Parish School System	Restraint	~	~	<10
St. Charles Parish School System	Restraint	~	~	<10
St. Charles Parish School System	Restraint	~	~	<10
St. Charles Parish School System	Restraint	~	~	<10
St. Charles Parish School System	Restraint	~	~	<10
St. Charles Parish School System	Restraint	~	~	<10
St. Charles Parish School System	Restraint	~	~	<10
St. James Parish School System	Restraint	~	~	<10
St. Tammany Parish School System	Restraint	~	~	<10
St. Tammany Parish School System	Restraint	~	~	<10
St. Tammany Parish School System	Restraint	~	~	<10
St. Tammany Parish School System	Restraint	~	~	<10
St. Tammany Parish School System	Restraint	~	~	<10
St. Tammany Parish School System	Restraint	~	~	<10
St. Tammany Parish School System	Restraint	~	~	<10
St. Tammany Parish School System	Restraint	~	~	<10
St. Tammany Parish School System	Restraint	~	~	<10
Tangipahoa Parish Schools	Restraint	~	~	<10
Tangipahoa Parish Schools	Restraint	~	~	<10
Tangipahoa Parish Schools	Restraint	~	~	<10
Tangipahoa Parish Schools	Restraint	~	~	<10
Tangipahoa Parish Schools	Restraint	~	~	<10
Tangipahoa Parish Schools	Restraint	~	~	<10
Tangipahoa Parish Schools	Restraint	~	~	<10
Tangipahoa Parish Schools	Restraint	~	~	<10
Vermilion Parish School System	Restraint	~	~	<10
Vermilion Parish School System	Restraint	~	~	<10
Vermilion Parish School System	Restraint	~	~	<10
Vermilion Parish School System	Restraint	~	~	<10
Vernon Parish School System	Restraint	~	~	<10
Vernon Parish School System	Restraint	~	~	<10
Washington Parish School System	Restraint	~	~	<10



**Use of Seclusion and Restraint for Students with Disabilities  
2021-2022 School Year Data Report**

LEA Name	Seclusion/Restraint	Age	Total Incidents	Total Students
Washington Parish School System	Restraint	~	~	<10
Webster Parish School System	Restraint	~	~	<10
Crescent City School System	Restraint	~	~	<10
Crescent City School System	Restraint	~	~	<10
Akili Academy of New Orleans School System	Restraint	~	~	<10
Akili Academy of New Orleans School System	Restraint	~	~	<10
Collegiate Academies School System	Restraint	~	~	<10
Collegiate Academies School System	Restraint	~	~	<10
Collegiate Academies School System	Restraint	~	~	<10
Knowledge is Power Program School System	Restraint	~	~	<10
FirstLine Schools School System	Restraint	~	~	<10
Community Academies of NO School System	Restraint	~	~	<10
Rooted School System	Restraint	~	~	<10
Young Audiences Charter Association	Restraint	~	~	<10
Einstein Charter Middle Sch at Sarah Towles Reed School System	Restraint	~	~	<10
Opportunities Academy School System	Restraint	~	~	<10
Opportunities Academy School System	Restraint	~	~	<10
Calcasieu Parish School System	Seclusion	~	~	<10
Calcasieu Parish School System	Seclusion	~	~	<10
Iberville Parish School System	Seclusion	~	~	<10
Iberville Parish School System	Seclusion	~	~	<10
Lafourche Parish School System	Seclusion	~	~	<10
Livingston Parish School System	Seclusion	~	~	<10
Livingston Parish School System	Seclusion	~	~	<10
Livingston Parish School System	Seclusion	~	~	<10
Livingston Parish School System	Seclusion	~	~	<10
St.Tammany Parish School System	Seclusion	~	~	<10
Vermilion Parish School System	Seclusion	~	~	<10
Vernon Parish School System	Seclusion	~	~	<10
Crescent City School System	Seclusion	~	~	<10
Crescent City School System	Seclusion	~	~	<10
Crescent City School System	Seclusion	~	~	<10
Crescent City School System	Seclusion	~	~	<10
Crescent City School System	Seclusion	~	~	<10
Akili Academy of New Orleans School System	Seclusion	~	~	<10
Akili Academy of New Orleans School System	Seclusion	~	~	<10



**Use of Seclusion and Restraint for Students with Disabilities  
2021-2022 School Year Data Report**

LEA Name	Seclusion/Restraint	Age	Total Incidents	Total Students
Collegiate Academies School System	Seclusion	~	~	<10
FirstLine Schools School System	Seclusion	~	~	<10
FirstLine Schools School System	Seclusion	~	~	<10
Rooted School System	Seclusion	~	~	<10
Rooted School System	Seclusion	~	~	<10
Young Audiences Charter Association	Seclusion	~	~	<10
	Total		852	300

*Table 3. Seclusion & Restraint Count of Incidents & Students by Primary Exceptionality, 2021-2022 School Year*

LEA Name	Seclusion/Restraint	Primary Exceptionality	Total Incidents	Total Students
Acadia Parish School System	Restraint	~	~	<10
Acadia Parish School System	Restraint	~	~	<10
Acadia Parish School System	Restraint	~	~	<10
Acadia Parish School System	Restraint	~	~	<10
Acadia Parish School System	Restraint	~	~	<10
Acadia Parish School System	Restraint	~	~	<10
Allen Parish School System	Restraint	~	~	<10
Ascension Parish School System	Restraint	~	~	<10
Ascension Parish School System	Restraint	~	~	<10
Ascension Parish School System	Restraint	~	~	<10
Ascension Parish School System	Restraint	~	~	<10
Ascension Parish School System	Restraint	~	~	<10
Ascension Parish School System	Restraint	~	~	<10
Avoyelles Parish School System	Restraint	~	~	<10
Bienville Parish School System	Restraint	~	~	<10
Bossier Parish School System	Restraint	~	~	<10
Bossier Parish School System	Restraint	~	~	<10
Bossier Parish School System	Restraint	~	~	<10
Bossier Parish School System	Restraint	~	~	<10
Bossier Parish School System	Restraint	~	~	<10
Bossier Parish School System	Restraint	~	~	<10
Caddo Parish School System	Restraint	~	~	<10
Caddo Parish School System	Restraint	~	~	<10
Caddo Parish School System	Restraint	~	~	<10
Caddo Parish School System	Restraint	~	~	<10



**Use of Seclusion and Restraint for Students with Disabilities  
2021-2022 School Year Data Report**

LEA Name	Seclusion/Restraint	Primary Exceptionality	Total Incidents	Total Students
Calcasieu Parish School System	Restraint	~	~	<10
Calcasieu Parish School System	Restraint	~	~	<10
Calcasieu Parish School System	Restraint	~	~	<10
Calcasieu Parish School System	Restraint	~	~	<10
Calcasieu Parish School System	Restraint	~	~	<10
Calcasieu Parish School System	Restraint	~	~	<10
Caldwell Parish School System	Restraint	~	~	<10
Concordia Parish School System	Restraint	~	~	<10
Concordia Parish School System	Restraint	~	~	<10
Evangeline Parish School System	Restraint	~	~	<10
Evangeline Parish School System	Restraint	~	~	<10
Evangeline Parish School System	Restraint	~	~	<10
Evangeline Parish School System	Restraint	~	~	<10
Franklin Parish School System	Restraint	~	~	<10
Franklin Parish School System	Restraint	~	~	<10
Grant Parish School System	Restraint	~	~	<10
Iberville Parish School System	Restraint	~	~	<10
Iberville Parish School System	Restraint	~	~	<10
Jefferson Parish School System	Restraint	~	~	<10
Jefferson Parish School System	Restraint	~	~	<10
Jefferson Parish School System	Restraint	~	~	<10
Jefferson Davis Parish School System	Restraint	~	~	<10
Lafayette Parish School System	Restraint	~	~	<10
Lafayette Parish School System	Restraint	~	~	<10
Lafayette Parish School System	Restraint	~	~	<10
Lafayette Parish School System	Restraint	~	~	<10
Lafayette Parish School System	Restraint	~	~	<10
Lafayette Parish School System	Restraint	~	~	<10
Lafayette Parish School System	Restraint	~	~	<10
Lafayette Parish School System	Restraint	~	~	<10
Lafayette Parish School System	Restraint	~	~	<10
Lafourche Parish School System	Restraint	~	~	<10
Lafourche Parish School System	Restraint	~	~	<10
Lafourche Parish School System	Restraint	~	~	<10
LaSalle Parish School System	Restraint	~	~	<10
LaSalle Parish School System	Restraint	~	~	<10
Lincoln Parish School System	Restraint	~	~	<10
Livingston Parish School System	Restraint	Autism	31	10
Livingston Parish School System	Restraint	~	~	<10







**Use of Seclusion and Restraint for Students with Disabilities  
2021-2022 School Year Data Report**

LEA Name	Seclusion/Restraint	Primary Exceptionality	Total Incidents	Total Students
Vermilion Parish School System	Restraint	~	~	<10
Vermilion Parish School System	Restraint	~	~	<10
Vermilion Parish School System	Restraint	~	~	<10
Vermilion Parish School System	Restraint	~	~	<10
Vernon Parish School System	Restraint	~	~	<10
Washington Parish School System	Restraint	~	~	<10
Washington Parish School System	Restraint	~	~	<10
Webster Parish School System	Restraint	~	~	<10
Crescent City School System	Restraint	~	~	<10
Akili Academy of New Orleans School System	Restraint	~	~	<10
Akili Academy of New Orleans School System	Restraint	~	~	<10
Collegiate Academies School System	Restraint	~	~	<10
Collegiate Academies School System	Restraint	~	~	<10
Collegiate Academies School System	Restraint	~	~	<10
Knowledge is Power Program School System	Restraint	~	~	<10
FirstLine Schools School System	Restraint	~	~	<10
Community Academies of NO School System	Restraint	~	~	<10
Rooted School System	Restraint	~	~	<10
Young Audiences Charter Association	Restraint	~	~	<10
Einstein Charter Middle Sch at Sarah Towles Reed School System	Restraint	~	~	<10
Opportunities Academy School System	Restraint	~	~	<10
Opportunities Academy School System	Restraint	~	~	<10
Calcasieu Parish School System	Seclusion	~	~	<10
Iberville Parish School System	Seclusion	~	~	<10
Iberville Parish School System	Seclusion	~	~	<10
Lafourche Parish School System	Seclusion	~	~	<10
Livingston Parish School System	Seclusion	~	~	<10
Livingston Parish School System	Seclusion	~	~	<10
Livingston Parish School System	Seclusion	~	~	<10
Livingston Parish School System	Seclusion	~	~	<10
St.Tammany Parish School System	Seclusion	~	~	<10
Vermilion Parish School System	Seclusion	~	~	<10
Vernon Parish School System	Seclusion	~	~	<10
Crescent City School System	Seclusion	~	~	<10
Crescent City School System	Seclusion	~	~	<10
Crescent City School System	Seclusion	~	~	<10



**Use of Seclusion and Restraint for Students with Disabilities  
2021-2022 School Year Data Report**

LEA Name	Seclusion/Restraint	Primary Exceptionality	Total Incidents	Total Students
Akili Academy of New Orleans School System	Seclusion	~	~	<10
Akili Academy of New Orleans School System	Seclusion	~	~	<10
Akili Academy of New Orleans School System	Seclusion	~	~	<10
Collegiate Academies School System	Seclusion	~	~	<10
FirstLine Schools School System	Seclusion	~	~	<10
FirstLine Schools School System	Seclusion	~	~	<10
Rooted School System	Seclusion	~	~	<10
Rooted School System	Seclusion	~	~	<10
Young Audiences Charter Association	Seclusion	~	~	<10
	Total		852	300

*Table 4. Seclusion & Restraint Count of Incidents & Students by Race / Ethnicity, 2021-2022 School Year*

LEA Name	Seclusion/Restraint	Race/Ethnicity	Total Incidents	Total Students
Acadia Parish School System	Restraint	~	~	<10
Acadia Parish School System	Restraint	~	~	<10
Allen Parish School System	Restraint	~	~	<10
Ascension Parish School System	Restraint	~	~	<10
Ascension Parish School System	Restraint	~	~	<10
Ascension Parish School System	Restraint	~	~	<10
Avoyelles Parish School System	Restraint	~	~	<10
Bienville Parish School System	Restraint	~	~	<10
Bossier Parish School System	Restraint	~	~	<10
Bossier Parish School System	Restraint	~	~	<10
Bossier Parish School System	Restraint	~	~	<10
Caddo Parish School System	Restraint	~	~	<10
Caddo Parish School System	Restraint	~	~	<10
Calcasieu Parish School System	Restraint	~	~	<10
Calcasieu Parish School System	Restraint	~	~	<10
Calcasieu Parish School System	Restraint	~	~	<10
Caldwell Parish School System	Restraint	~	~	<10
Concordia Parish School System	Restraint	~	~	<10
Concordia Parish School System	Restraint	~	~	<10
Evangeline Parish School System	Restraint	~	~	<10
Evangeline Parish School System	Restraint	~	~	<10



**Use of Seclusion and Restraint for Students with Disabilities  
2021-2022 School Year Data Report**

LEA Name	Seclusion/Restraint	Race/Ethnicity	Total Incidents	Total Students
Franklin Parish School System	Restraint	~	~	<10
Franklin Parish School System	Restraint	~	~	<10
Grant Parish School System	Restraint	~	~	<10
Iberville Parish School System	Restraint	~	~	<10
Iberville Parish School System	Restraint	~	~	<10
Jefferson Parish School System	Restraint	~	~	<10
Jefferson Davis Parish School System	Restraint	~	~	<10
Lafayette Parish School System	Restraint	~	~	<10
Lafayette Parish School System	Restraint	~	~	<10
Lafourche Parish School System	Restraint	~	~	<10
LaSalle Parish School System	Restraint	~	~	<10
LaSalle Parish School System	Restraint	~	~	<10
Lincoln Parish School System	Restraint	~	~	<10
Livingston Parish School System	Restraint	~	~	<10
Livingston Parish School System	Restraint	~	~	<10
Livingston Parish School System	Restraint	~	~	<10
Livingston Parish School System	Restraint	~	~	<10
Livingston Parish School System	Restraint	White	30	11
Morehouse Parish School System	Restraint	~	~	<10
Orleans Parish School System	Restraint	~	~	<10
Rapides Parish School System	Restraint	~	~	<10
Rapides Parish School System	Restraint	Black or African American	18	13
Rapides Parish School System	Restraint	White	54	19
Sabine Parish School System	Restraint	~	~	<10
Sabine Parish School System	Restraint	~	~	<10
St. Charles Parish School System	Restraint	~	~	<10
St. Charles Parish School System	Restraint	~	~	<10
St. Charles Parish School System	Restraint	~	~	<10
St. Charles Parish School System	Restraint	~	~	<10
St. Charles Parish School System	Restraint	White	102	14
St. James Parish School System	Restraint	~	~	<10
St.Tammany Parish School System	Restraint	Black or African American	19	11
St.Tammany Parish School System	Restraint	~	~	<10
St.Tammany Parish School System	Restraint	~	~	<10
St.Tammany Parish School System	Restraint	White	58	26
Tangipahoa Parish Schools	Restraint	~	~	<10
Tangipahoa Parish Schools	Restraint	White	18	10



**Use of Seclusion and Restraint for Students with Disabilities  
2021-2022 School Year Data Report**

LEA Name	Seclusion/Restraint	Race/Ethnicity	Total Incidents	Total Students
Vermilion Parish School System	Restraint	~	~	<10
Vermilion Parish School System	Restraint	~	~	<10
Vermilion Parish School System	Restraint	~	~	<10
Vernon Parish School System	Restraint	~	~	<10
Vernon Parish School System	Restraint	~	~	<10
Washington Parish School System	Restraint	~	~	<10
Washington Parish School System	Restraint	~	~	<10
Webster Parish School System	Restraint	~	~	<10
Crescent City School System	Restraint	~	~	<10
Akili Academy of New Orleans School System	Restraint	~	~	<10
Akili Academy of New Orleans School System	Restraint	~	~	<10
Collegiate Academies School System	Restraint	~	~	<10
Collegiate Academies School System	Restraint	~	~	<10
Knowledge is Power Program School System	Restraint	~	~	<10
FirstLine Schools School System	Restraint	~	~	<10
Community Academies of NO School System	Restraint	~	~	<10
Rooted School System	Restraint	~	~	<10
Young Audiences Charter Association	Restraint	~	~	<10
Einstein Charter Middle Sch at Sarah Towles Reed School System	Restraint	~	~	<10
Opportunities Academy School System	Restraint	~	~	<10
Calcasieu Parish School System	Seclusion	~	~	<10
Iberville Parish School System	Seclusion	~	~	<10
Iberville Parish School System	Seclusion	~	~	<10
Lafourche Parish School System	Seclusion	~	~	<10
Livingston Parish School System	Seclusion	~	~	<10
Livingston Parish School System	Seclusion	~	~	<10
St.Tammany Parish School System	Seclusion	~	~	<10
Vermilion Parish School System	Seclusion	~	~	<10
Vernon Parish School System	Seclusion	~	~	<10
Crescent City School System	Seclusion	~	~	<10
Akili Academy of New Orleans School System	Seclusion	~	~	<10
Collegiate Academies School System	Seclusion	~	~	<10
FirstLine Schools School System	Seclusion	~	~	<10
Rooted School System	Seclusion	~	~	<10



**Use of Seclusion and Restraint for Students with Disabilities  
2021-2022 School Year Data Report**

LEA Name	Seclusion/Restraint	Race/Ethnicity	Total Incidents	Total Students
Young Audiences Charter Association	Seclusion	~	~	<10
	Total		852	300

*Table 5. Seclusion & Restraint Count of Incidents & Students by Gender, 2021-2022 School Year*

LEA Name	Seclusion/Restraint	Gender	Total Incidents	Total Students
Acadia Parish School System	Restraint	~	~	<10
Acadia Parish School System	Restraint	~	~	<10
Allen Parish School System	Restraint	~	~	<10
Ascension Parish School System	Restraint	~	~	<10
Ascension Parish School System	Restraint	~	~	<10
Avoyelles Parish School System	Restraint	~	~	<10
Avoyelles Parish School System	Restraint	~	~	<10
Bienville Parish School System	Restraint	~	~	<10
Bossier Parish School System	Restraint	~	~	<10
Bossier Parish School System	Restraint	M	48	12
Caddo Parish School System	Restraint	~	~	<10
Caddo Parish School System	Restraint	~	~	<10
Calcasieu Parish School System	Restraint	M	19	12
Caldwell Parish School System	Restraint	~	~	<10
Concordia Parish School System	Restraint	~	~	<10
Concordia Parish School System	Restraint	~	~	<10
Evangeline Parish School System	Restraint	~	~	<10
Evangeline Parish School System	Restraint	~	~	<10
Franklin Parish School System	Restraint	~	~	<10
Grant Parish School System	Restraint	~	~	<10
Iberville Parish School System	Restraint	~	~	<10
Jefferson Parish School System	Restraint	~	~	<10
Jefferson Parish School System	Restraint	~	~	<10
Jefferson Davis Parish School System	Restraint	~	~	<10
Lafayette Parish School System	Restraint	M	22	12
Lafourche Parish School System	Restraint	~	~	<10
Lafourche Parish School System	Restraint	~	~	<10
LaSalle Parish School System	Restraint	~	~	<10
Lincoln Parish School System	Restraint	~	~	<10



**Use of Seclusion and Restraint for Students with Disabilities  
2021-2022 School Year Data Report**

LEA Name	Seclusion/Restraint	Gender	Total Incidents	Total Students
Livingston Parish School System	Restraint	~	~	<10
Livingston Parish School System	Restraint	M	48	21
Morehouse Parish School System	Restraint	~	~	<10
Orleans Parish School System	Restraint	~	~	<10
Rapides Parish School System	Restraint	~	~	<10
Rapides Parish School System	Restraint	M	63	27
Sabine Parish School System	Restraint	~	~	<10
St. Charles Parish School System	Restraint	~	~	<10
St. Charles Parish School System	Restraint	M	128	20
St. James Parish School System	Restraint	~	~	<10
St.Tammany Parish School System	Restraint	~	~	<10
St.Tammany Parish School System	Restraint	M	78	39
Tangipahoa Parish Schools	Restraint	~	~	<10
Tangipahoa Parish Schools	Restraint	M	22	12
Vermilion Parish School System	Restraint	~	~	<10
Vernon Parish School System	Restraint	~	~	<10
Washington Parish School System	Restraint	~	~	<10
Webster Parish School System	Restraint	~	~	<10
Crescent City School System	Restraint	~	~	<10
Akili Academy of New Orleans School System	Restraint	~	~	<10
Collegiate Academies School System	Restraint	~	~	<10
Knowledge is Power Program School System	Restraint	~	~	<10
FirstLine Schools School System	Restraint	~	~	<10
Community Academies of NO School System	Restraint	~	~	<10
Rooted School System	Restraint	~	~	<10
Young Audiences Charter Association	Restraint	~	~	<10
Einstein Charter Middle Sch at Sarah Towles Reed School System	Restraint	~	~	<10
Opportunities Academy School System	Restraint	~	~	<10
Opportunities Academy School System	Restraint	~	~	<10
Calcasieu Parish School System	Seclusion	~	~	<10
Iberville Parish School System	Seclusion	~	~	<10
Lafourche Parish School System	Seclusion	~	~	<10
Livingston Parish School System	Seclusion	~	~	<10
Livingston Parish School System	Seclusion	~	~	<10
St.Tammany Parish School System	Seclusion	~	~	<10




**Use of Seclusion and Restraint for Students with Disabilities  
2021-2022 School Year Data Report**

LEA Name	Seclusion/Restraint	Gender	Total Incidents	Total Students
Vermilion Parish School System	Seclusion	~	~	<10
Vernon Parish School System	Seclusion	~	~	<10
Crescent City School System	Seclusion	~	~	<10
Crescent City School System	Seclusion	~	~	<10
Akili Academy of New Orleans School System	Seclusion	~	~	<10
Collegiate Academies School System	Seclusion	~	~	<10
FirstLine Schools School System	Seclusion	~	~	<10
Rooted School System	Seclusion	~	~	<10
Young Audiences Charter Association	Seclusion	~	~	<10
	Total		852	300

*Table 6. Seclusion / Restraint Policy Handbook Submission by LEA*

LEA Name	Handbook Submission
Acadia Parish	SUBMITTED
Allen Parish	SUBMITTED
Ascension Parish	SUBMITTED
Assumption Parish	SUBMITTED
Avoyelles Parish	SUBMITTED
Beauregard Parish	SUBMITTED
Bienville Parish	SUBMITTED
Bossier Parish	SUBMITTED
Caddo Parish	SUBMITTED
Calcasieu Parish	SUBMITTED
Caldwell Parish	SUBMITTED
Cameron Parish	SUBMITTED
Catahoula Parish	SUBMITTED
Claiborne Parish	SUBMITTED
Concordia Parish	SUBMITTED
DeSoto Parish	SUBMITTED
East Baton Rouge Parish	SUBMITTED
East Carroll Parish	SUBMITTED
East Feliciana Parish	SUBMITTED
Evangeline Parish	SUBMITTED



**Use of Seclusion and Restraint for Students with Disabilities  
2021-2022 School Year Data Report**

LEA Name	Handbook Submission
Franklin Parish	SUBMITTED
Grant Parish	SUBMITTED
Iberia Parish	SUBMITTED
Iberville Parish	SUBMITTED
Jackson Parish	SUBMITTED
Jefferson Parish	SUBMITTED
Jefferson Davis Parish	SUBMITTED
Lafayette Parish	SUBMITTED
Lafourche Parish	SUBMITTED
LaSalle Parish	SUBMITTED
Lincoln Parish	SUBMITTED
Livingston Parish	SUBMITTED
Madison Parish	SUBMITTED
Morehouse Parish	SUBMITTED
Natchitoches Parish	SUBMITTED
Orleans Parish	SUBMITTED
Ouachita Parish	SUBMITTED
Plaquemines Parish	SUBMITTED
Pointe Coupee Parish	SUBMITTED
Rapides Parish	SUBMITTED
Red River Parish	SUBMITTED
Richland Parish	SUBMITTED
Sabine Parish	SUBMITTED
St Bernard Parish	SUBMITTED
St Charles Parish	SUBMITTED
St Helena Parish	SUBMITTED
St James Parish	SUBMITTED
St John the Baptist Parish	SUBMITTED
St Landry Parish	SUBMITTED
St Martin Parish	SUBMITTED
St Mary Parish	SUBMITTED
St Tammany Parish	SUBMITTED
Tangipahoa Parish	SUBMITTED
Tensas Parish	SUBMITTED





**Use of Seclusion and Restraint for Students with Disabilities  
2021-2022 School Year Data Report**

LEA Name	Handbook Submission
Terrebonne Parish	SUBMITTED
Union Parish	SUBMITTED
Vermilion Parish	SUBMITTED
Vernon Parish	SUBMITTED
Washington Parish	SUBMITTED
Webster Parish	SUBMITTED
West Baton Rouge Parish	SUBMITTED
West Carroll Parish	SUBMITTED
West Feliciana Parish	SUBMITTED
Winn Parish	SUBMITTED
City of Monroe School District	SUBMITTED
City of Bogalusa School District	SUBMITTED
Zachary Community School District	SUBMITTED
City of Baker School District	SUBMITTED
Central Community School District	SUBMITTED
Special School District	SUBMITTED
LA Schools for the Deaf and Visually Impaired	SUBMITTED
New Vision Learning Academy	SUBMITTED
V B Glencoe Charter School	SUBMITTED
International School of Louisiana	SUBMITTED
Avoyelles Public Charter School	SUBMITTED
New Orleans Center for Creative Arts	NOT SUBMITTED
Delhi Charter School	SUBMITTED
Belle Chasse Academy	SUBMITTED
The MAX Charter School	SUBMITTED
D Arbonne Woods Charter School	SUBMITTED
Community School for Apprenticeship Learning, Inc.	NOT SUBMITTED
Voices for International Business & Education	SUBMITTED
University View Academy Inc.	SUBMITTED
Lake Charles Charter Academy Foundation, Inc.	SUBMITTED
Lycee Francais de la Nouvelle Orleans	SUBMITTED
New Orleans Military and Maritime Academy	SUBMITTED
Educators for Quality Alternatives	SUBMITTED
Harriet Tubman Charter School	SUBMITTED



**Use of Seclusion and Restraint for Students with Disabilities  
2021-2022 School Year Data Report**

LEA Name	Handbook Submission
Paul Habans Charter School	SUBMITTED
Fannie C Williams Charter School	SUBMITTED
Morris Jeff Community School	SUBMITTED
ReNEW Reinventing Education Inc.	SUBMITTED
ARISE Schools	SUBMITTED
Success Preparatory Academy	SUBMITTED
Akili Academy of New Orleans	SUBMITTED
Collegiate Academies	SUBMITTED
New Orleans College Preparatory Academies	SUBMITTED
Pelican Educational Foundation	SUBMITTED
Dryades YMCA	SUBMITTED
Algiers Charter Schools Association (ACSA)	SUBMITTED
Linwood Charter School	SUBMITTED
Institute for Academic Excellence	SUBMITTED
Knowledge is Power Program (KIPP) N.O.	SUBMITTED
FirstLine Schools, Inc.	SUBMITTED
Redesign Schools Louisiana	SUBMITTED
Thrive Academy	NOT SUBMITTED
Hynes Charter School Corporation	NOT SUBMITTED
Community Academies of New Orleans	NOT SUBMITTED
Williams Scholar Academy Inc.	NOT SUBMITTED
St. Landry Primary School Inc.	NOT SUBMITTED
Homer Plessy Community School	NOT SUBMITTED
Rooted School	NOT SUBMITTED
Young Audiences Charter Association	NOT SUBMITTED
Noble Minds	SUBMITTED
JCFA East	SUBMITTED
Advantage Charter Academy	SUBMITTED
JCFA Lafayette	SUBMITTED
Willow Charter Academy	SUBMITTED
Dr Martin Luther King Charter School for Sci Tech	SUBMITTED
Lincoln Preparatory School	SUBMITTED
Iberville Charter Academy	SUBMITTED
Delta Charter Group	SUBMITTED



**Use of Seclusion and Restraint for Students with Disabilities  
2021-2022 School Year Data Report**

LEA Name	Handbook Submission
Lake Charles College Prep	SUBMITTED
Northeast Claiborne Charter	SUBMITTED
Acadiana Renaissance Charter Academy	SUBMITTED
Louisiana Key Academy	SUBMITTED
Lafayette Charter Foundation	SUBMITTED
Impact Charter School	SUBMITTED
Capitol Education Foundation	SUBMITTED
Louisiana Virtual Charter Academy	SUBMITTED
Southwest Louisiana Charter Academy	SUBMITTED
JS Clark Leadership Academy	SUBMITTED
GEO Prep Academy of Greater Baton Rouge	SUBMITTED
Democracy Prep Baton Rouge	SUBMITTED
Audubon Charter School	SUBMITTED
Einstein Charter School at Village De L Est	SUBMITTED
Benjamin Franklin High School	SUBMITTED
Alice M Harte Elementary Charter School	SUBMITTED
Edna Karr High School	SUBMITTED
Lusher Charter School	SUBMITTED
Eleanor McMMain Secondary School	SUBMITTED
Robert Russa Moton Charter School	SUBMITTED
Lake Forest Elementary Charter School	SUBMITTED
New Orleans Charter Science and Mathematics HS	SUBMITTED
ENCORE Academy	SUBMITTED
Bricolage Academy	SUBMITTED
Wilson Charter School	SUBMITTED
Sarah Towles Reed High School	SUBMITTED
Einstein Charter Middle Sch at Sarah Towles Reed	SUBMITTED
Einstein Charter at Sherwood Forest	SUBMITTED
McDonogh 42 Charter School	SUBMITTED
New Harmony High Institute	SUBMITTED
Athlos Academy of Jefferson Parish	SUBMITTED
Audubon Charter School Gentilly	SUBMITTED
Rosenwald Collegiate Academy	SUBMITTED
Dwight D. Eisenhower Charter School	SUBMITTED



**Use of Seclusion and Restraint for Students with Disabilities  
2021-2022 School Year Data Report**

<b>LEA Name</b>	<b>Handbook Submission</b>
Living School Inc.	SUBMITTED
GEO Next Generation High School	SUBMITTED
Red River Charter Academy	NOT SUBMITTED
McDonogh 35 Senior High School	SUBMITTED
Opportunities Academy	SUBMITTED
IDEA Public Schools	SUBMITTED
Collegiate Baton Rouge	SUBMITTED
GEO Prep Mid City of Greater Baton Rouge	SUBMITTED
Warren Easton Charter Foundation Inc.	SUBMITTED
Pierre A Capdau Charter School	SUBMITTED